

XZ POWER



NIMBUS

N I T R O

M A N U A L



- | | | | |
|-------------------------------|--------------------|------------------------------|-------------------|
| ● Length Without Main Blades: | 1148mm | ● Tail Ratio: | 4.615(5 Optional) |
| ● Overall Height: | 315mm | ● Frame Weight: | 1500g |
| ● Width: | 206mm | ● Main Shaft Diameter: | 10mm |
| ● Main Gear: | 170T | ● Feathering Shaft Diameter: | 8mm |
| ● Pinion Gear: | 22T (20T Optional) | ● Tail Boom Diameter: | 27mm |
| ● Main Gear Ratio: | 7.7(8.5 Optional) | ● Tail Belt Width: | 6mm |
| ● Front Tail Pulley: | 60T | ● Main Gear Thickness: | 10mm |
| ● Rear Tail Pulley: | 13T (12T Optional) | ● Fuel tank: | 345cc |

If you do not observe these instructions, you may be held liable for injury or damage.

Operate the helicopter in open areas with no people nearby. Do NOT operate the helicopter in these situations or areas:

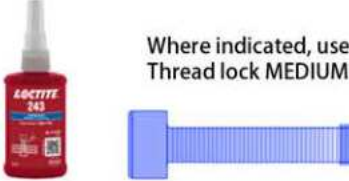

*In places where children gather or people pass through
In residential areas and parks
Indoors and in limited space
Extremely windy weather or when there is rain, snow, fog or other precipitation*

When operating and tuning/adjusting your model, keep the following in mind:

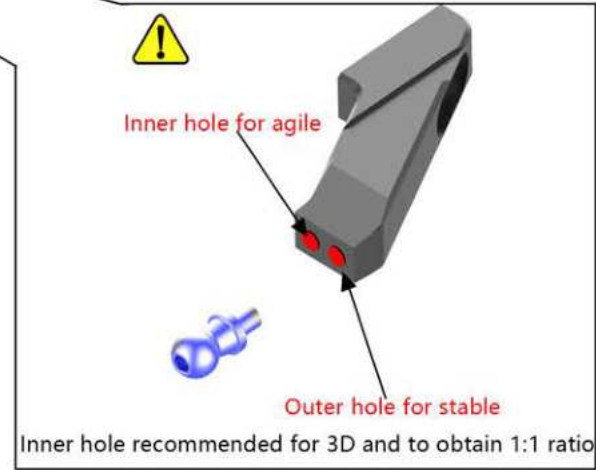
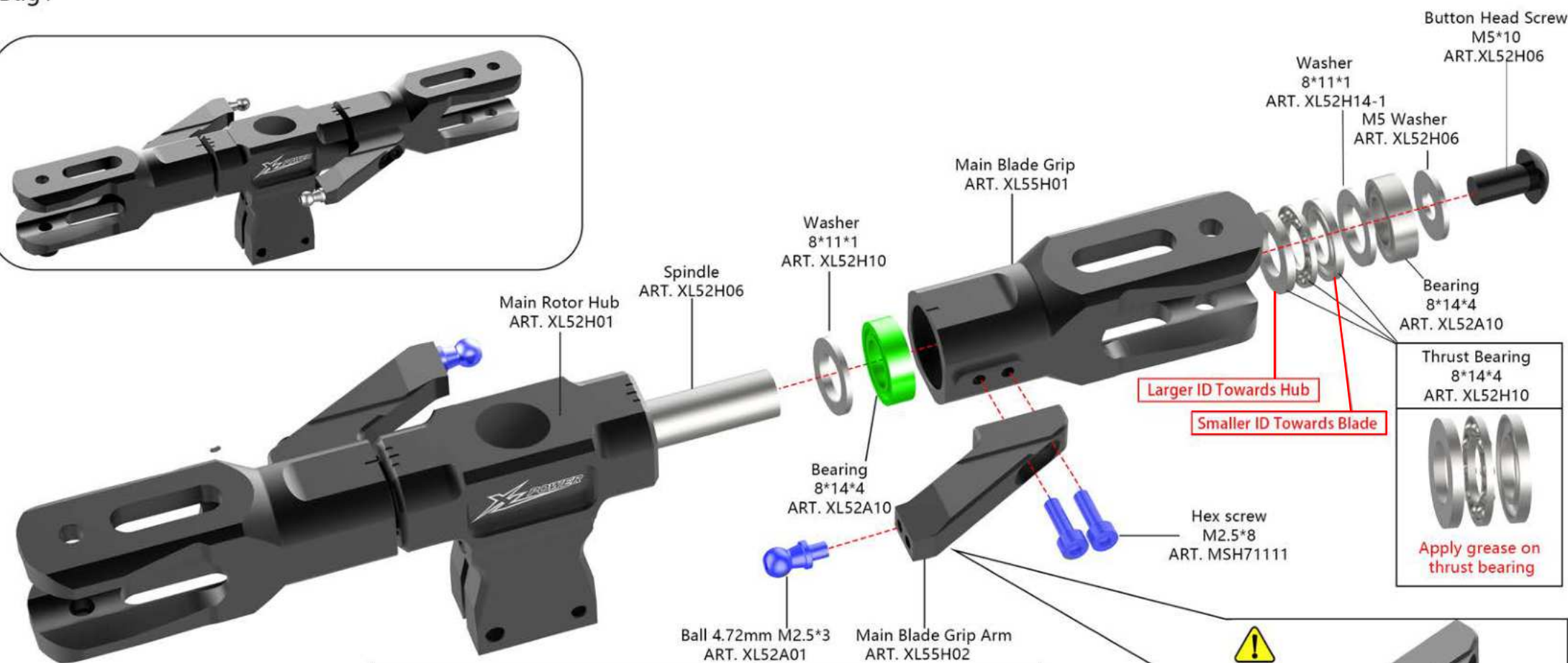
*ALWAYS check radio control system for proper operation before operating the model.
ALWAYS check radio control system power levels before operating the model. Flying with low transmitter or receiver battery may cause loss of control.
ALWAYS pay attention to your surroundings, and look out for others who are also operating a radio control model nearby.
ALWAYS check that all screws are tight and not coming loose before flying the model. A single loose screw on the model may cause a major accident.
ALWAYS perform necessary maintenance and preflight checks to keep the helicopter in a good and safe flying condition.*

*NEVER use the same control frequency as someone else. Doing so may cause interference or loss of control of the model.
NEVER continue flying if the model is displaying irregular behavior or noises. Bring the model to a halt immediately and disconnect the batteries.
NEVER fly the model with known broken or defective parts. Always replace damaged parts before attempting to fly again.
NEVER approach the model while the rotors are still spinning. Doing so can result in serious personal injury.
NEVER touch the motor immediately after flying. It may be hot enough to cause moderate burns.*

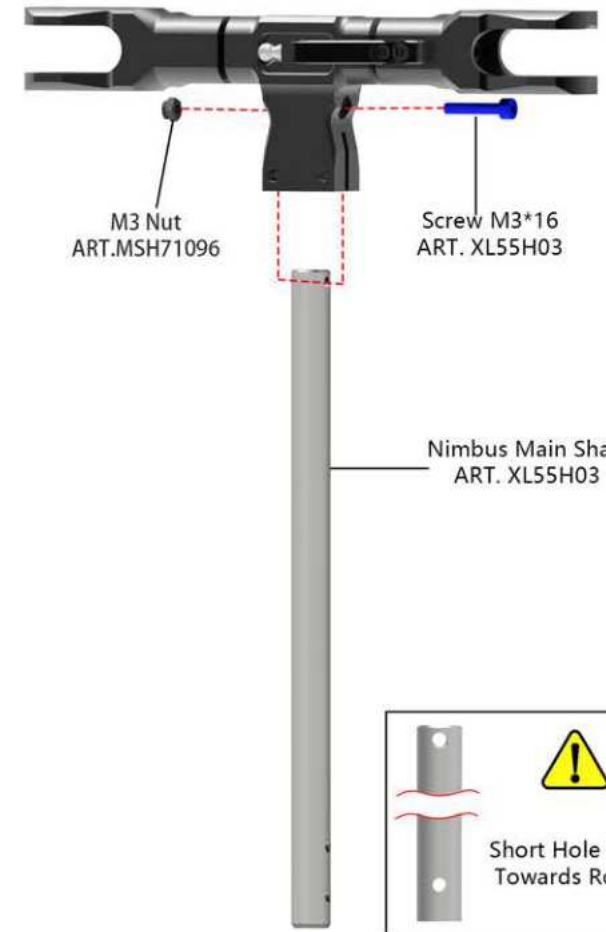
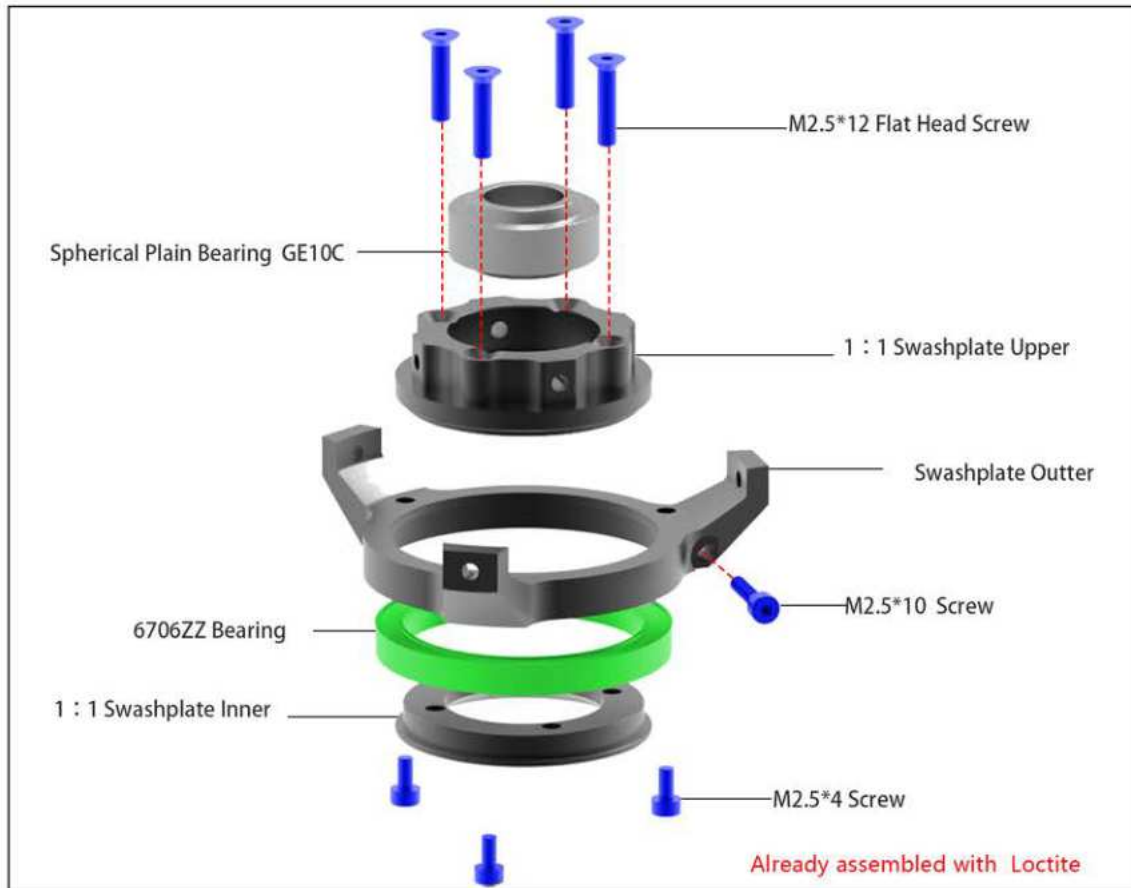
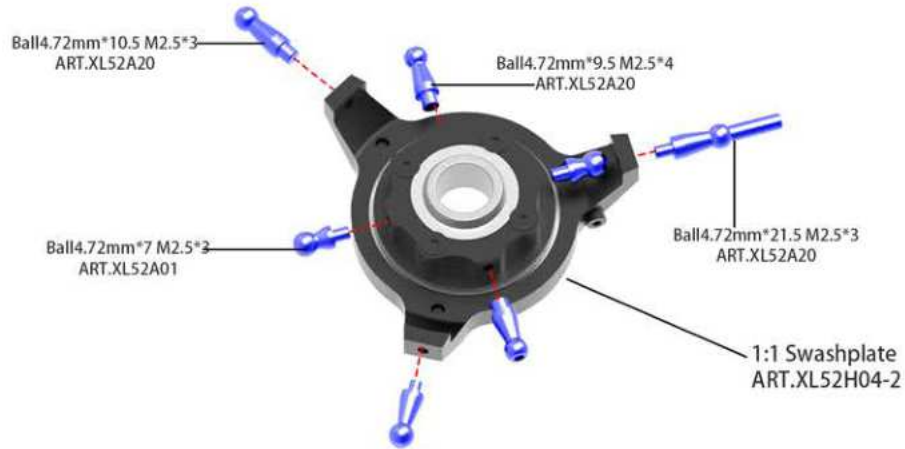
*Operate only outdoors and out of bystanders reach, as the main rotor operates at high rpm and is very dangerous.
While adjusting and testing, pilots and observers should stand at least 10 meters from the model.
Novice pilots should be assisted by an experienced pilot and never fly alone!*

<p>Swashplate Servos: Standard Size(Qty. 3)</p>	<p>Engine: 50-60 Glow/Nitro Fuel Engine</p>	<p>Hex Screwdriver Sizes: 1.5mm 2mm*2 2.5mm 3mm*2 4mm</p>
<p>Tail Servo STD (Qty 1) Throttle Servo STD or Mini (Qty 1)</p>	<p>Main Blades: Carbon Fiber 550-580MM</p>	<p>Where indicated, use Thread lock MEDIUM</p> 
<p>Trasmitter Receiver/Satellites Flybarless Unit</p>	<p>Tail blades: Carbon Fiber 86-95MM</p>	<p>Wicking compound bearing retainer</p> 
<p>Battery Pack (Typical): 2S 1500mah-2200mah</p>	<p>Exhaust: Appropriate muffler for engine brand\type</p>	<p>Thrust Bearing Grease Pitch Gauge Up to17mm crescent wrench</p>

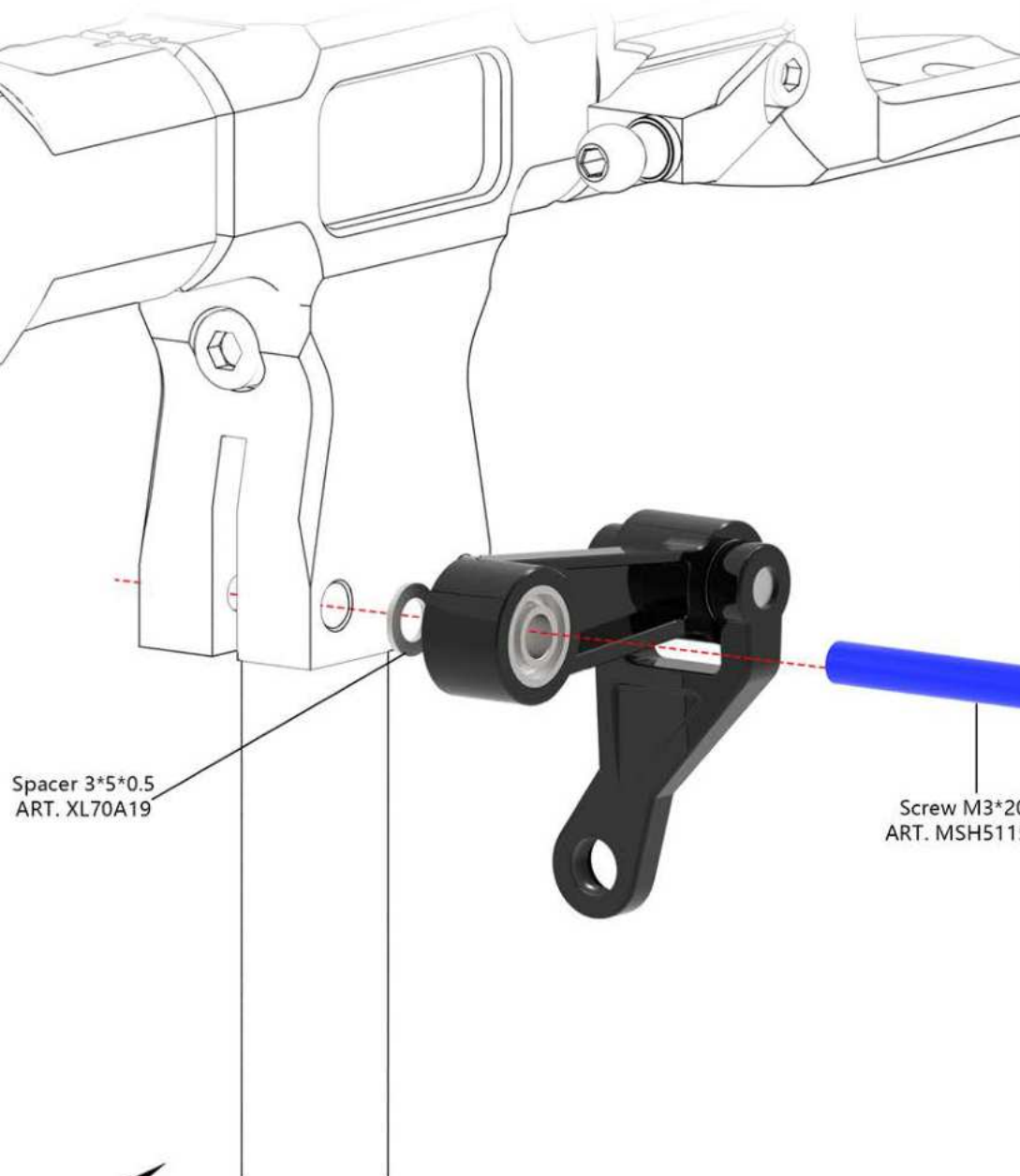
Bag1



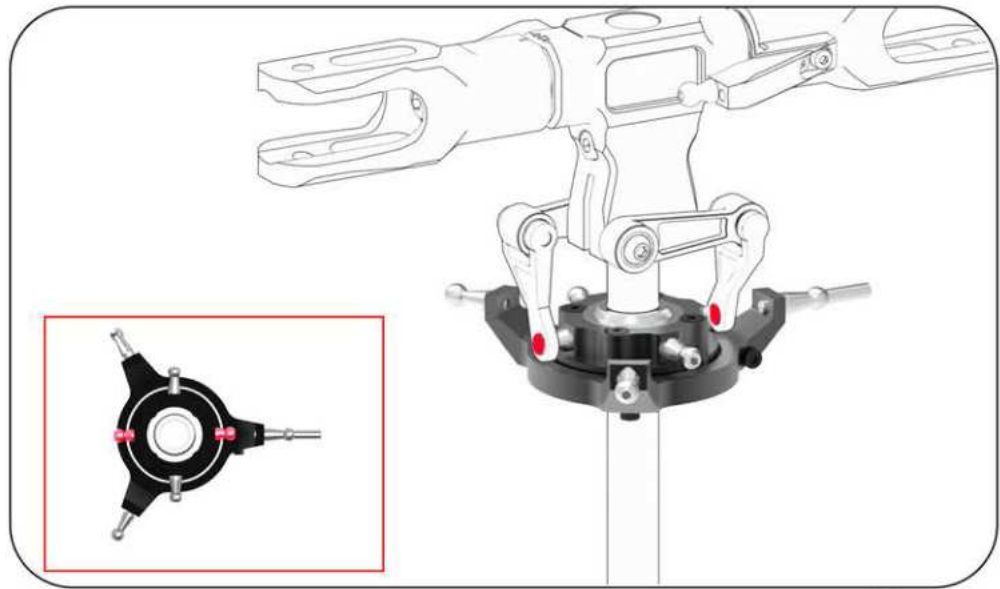
Bag1 + Bag2



bag1

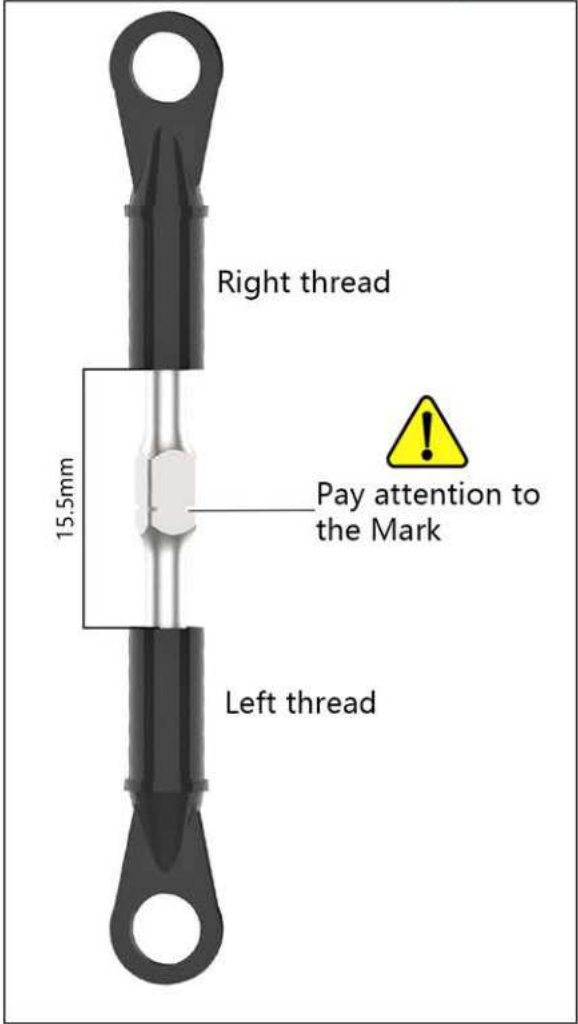


2x



Bag1

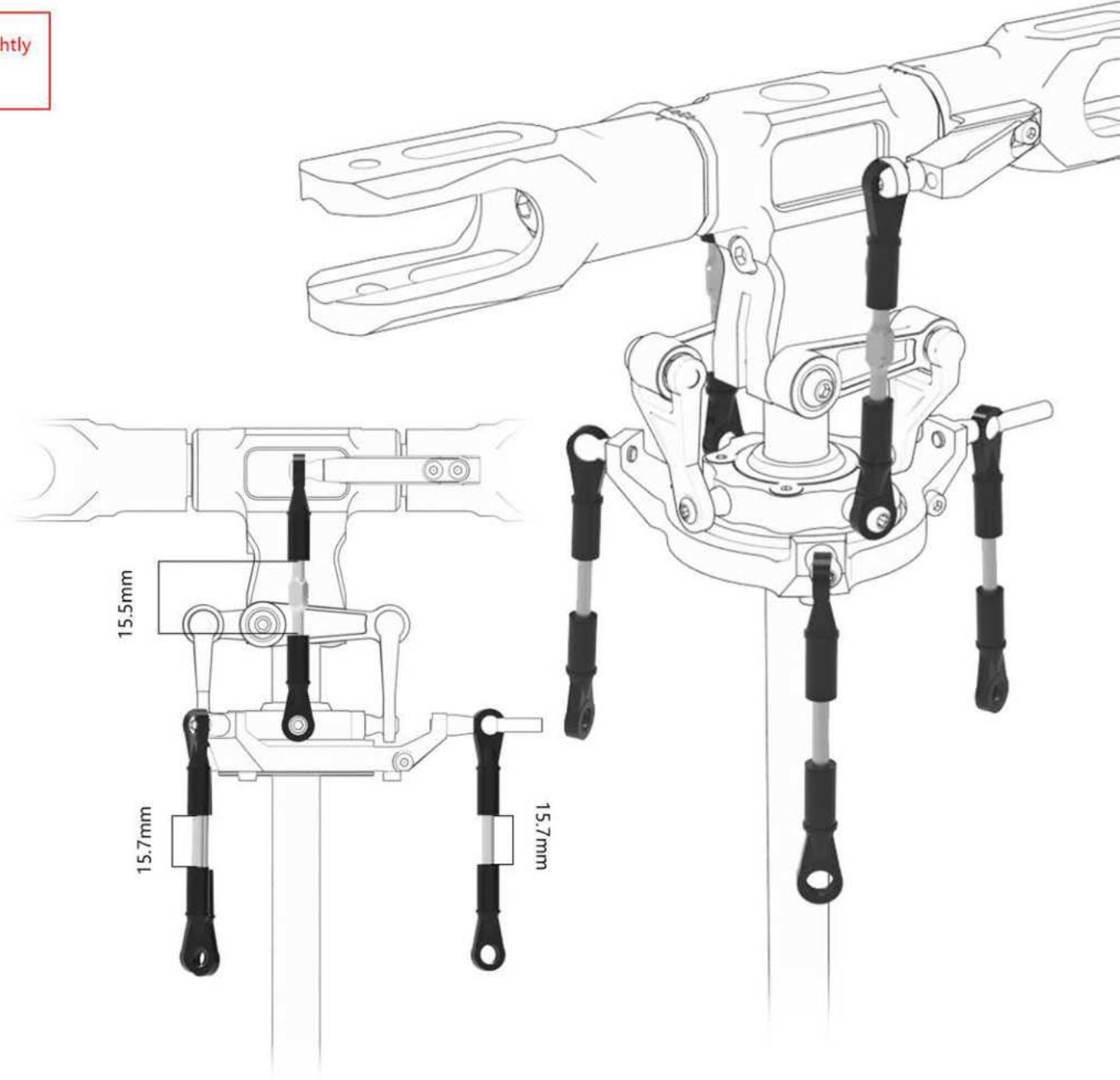
Servo rod length may differ slightly with diferent servo brands




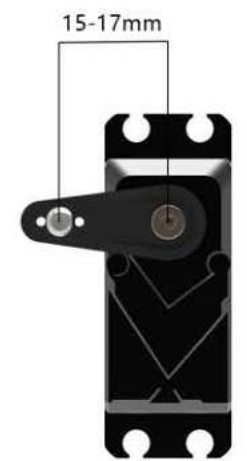
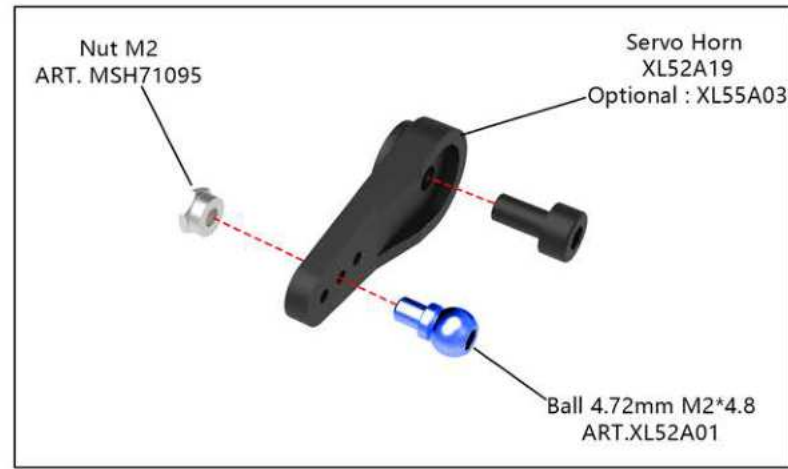
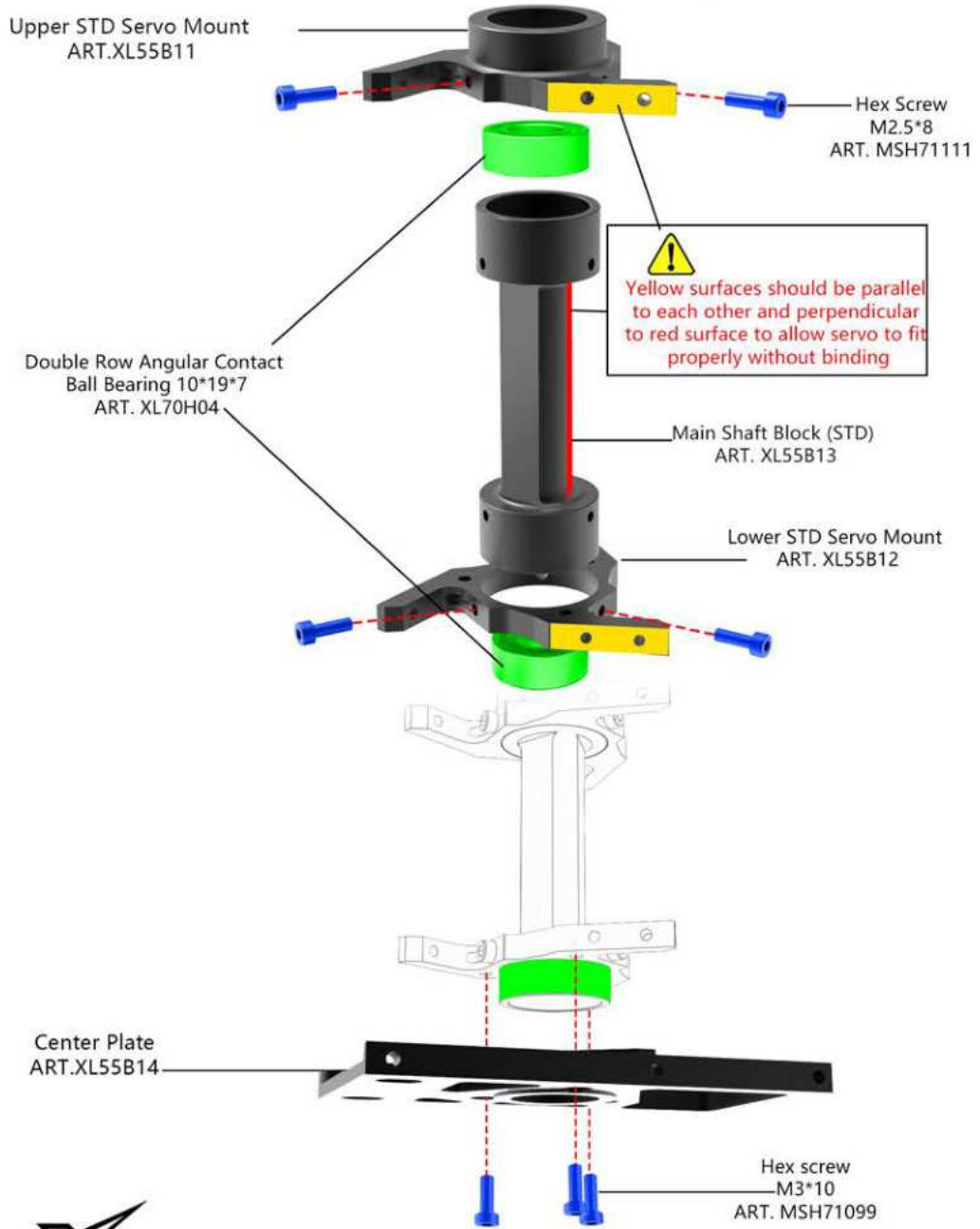
Main Rotor Linkage
ART. XL52H12



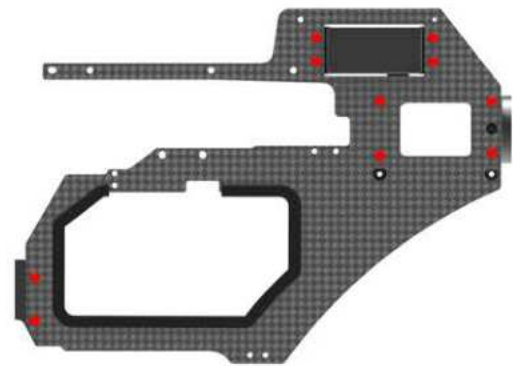
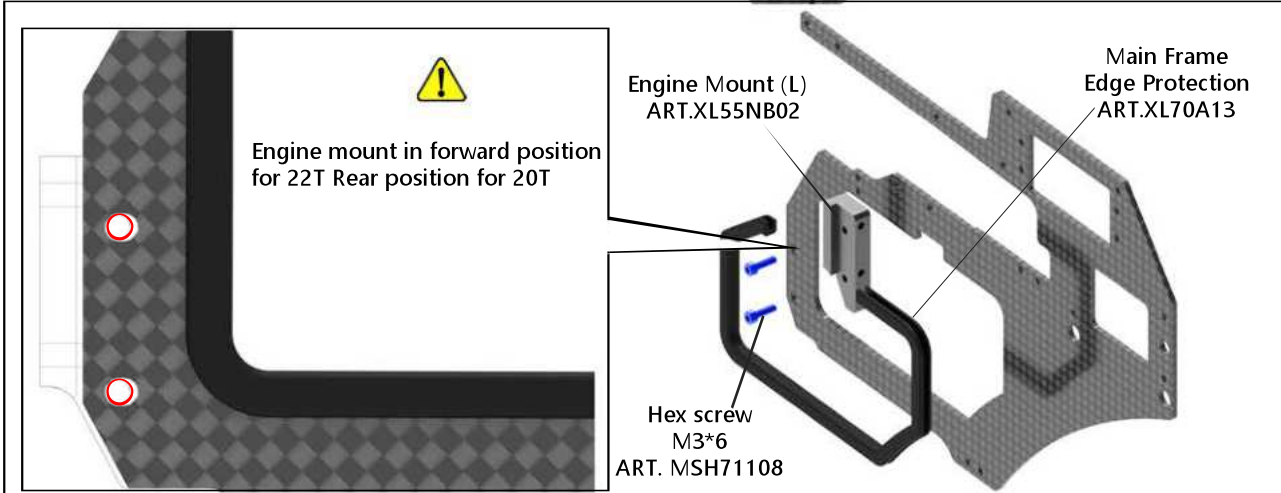
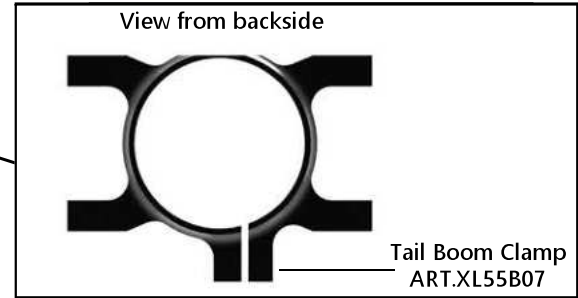
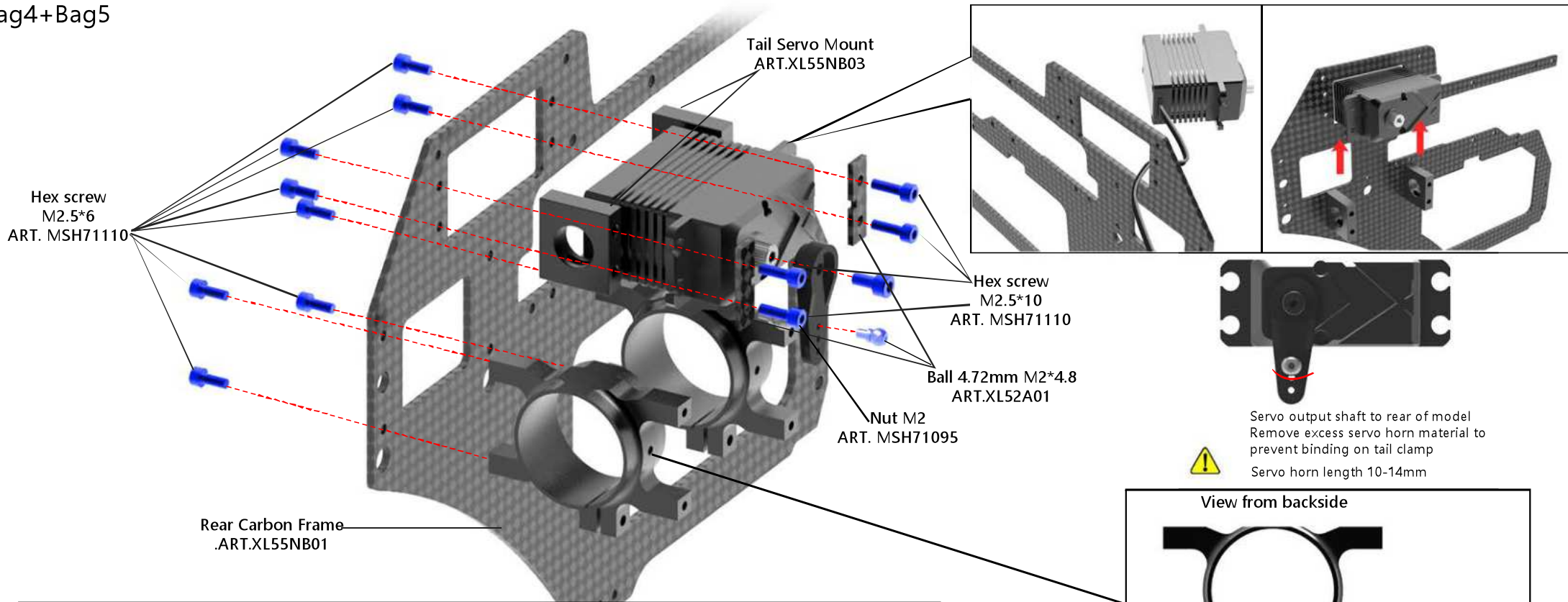
Servo Rod
ART. XL52H13



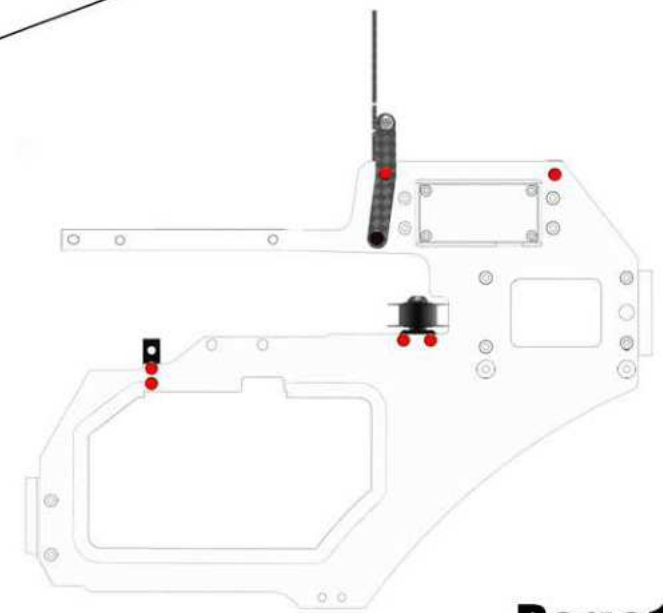
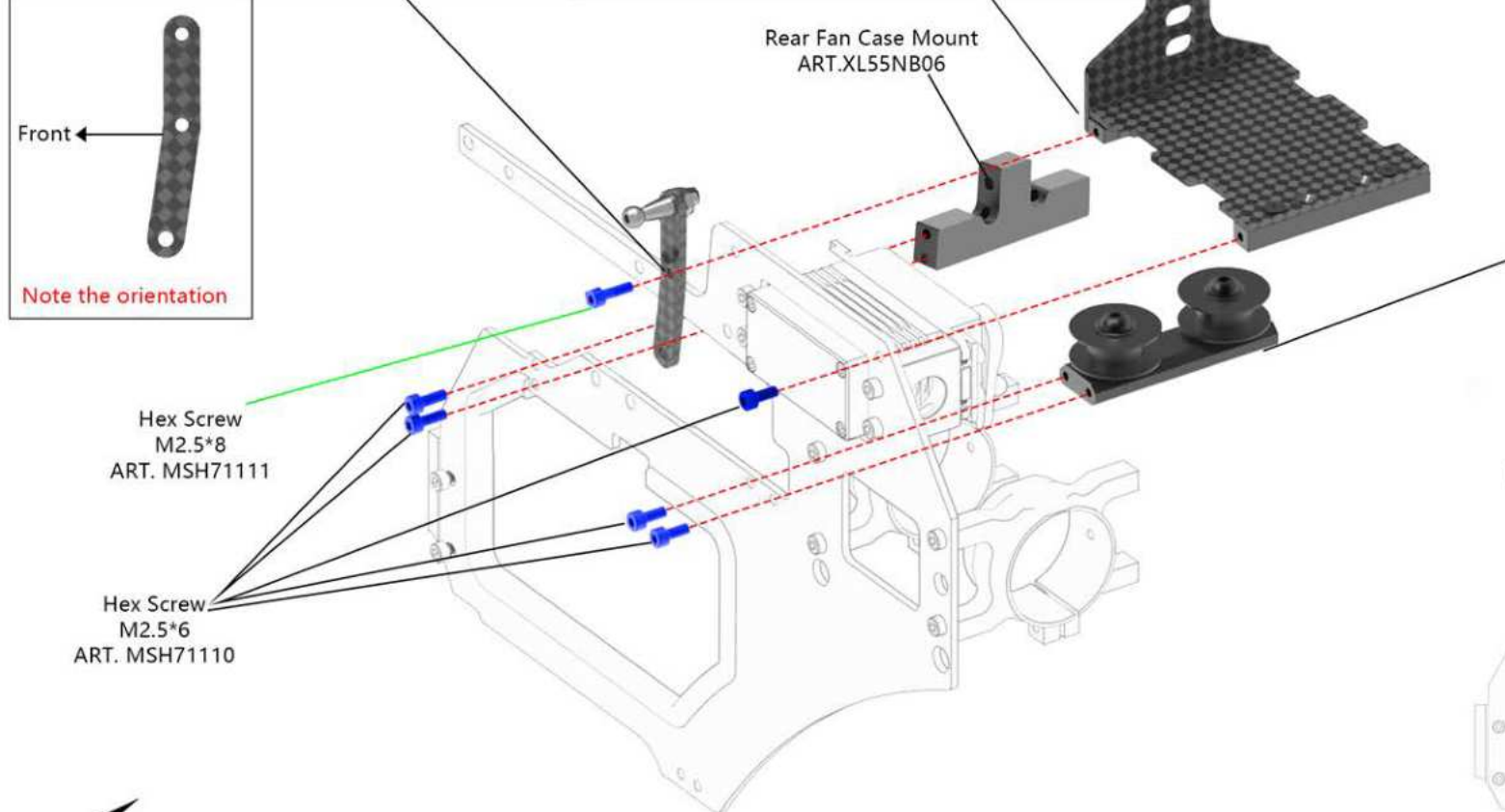

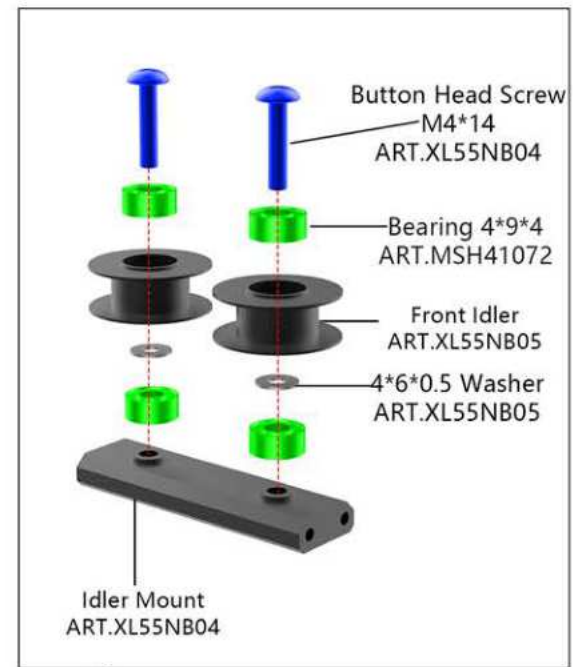
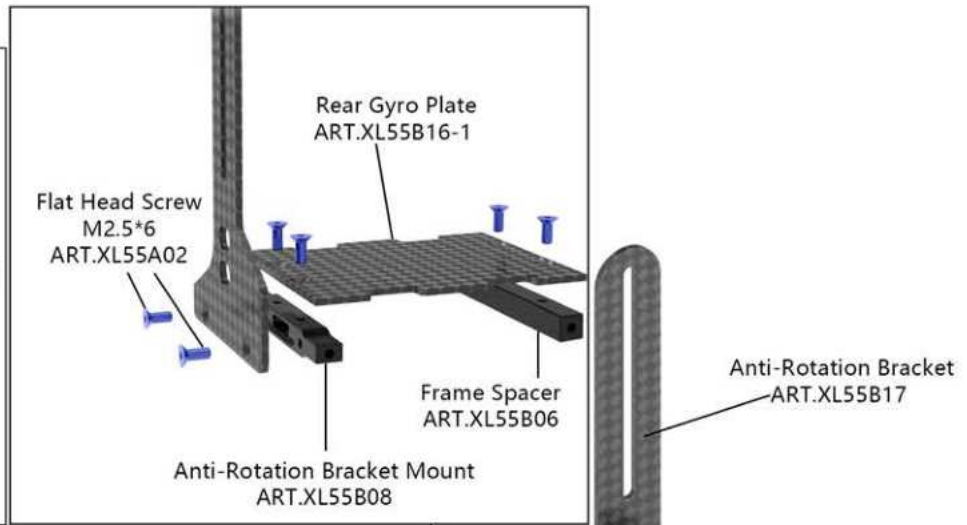
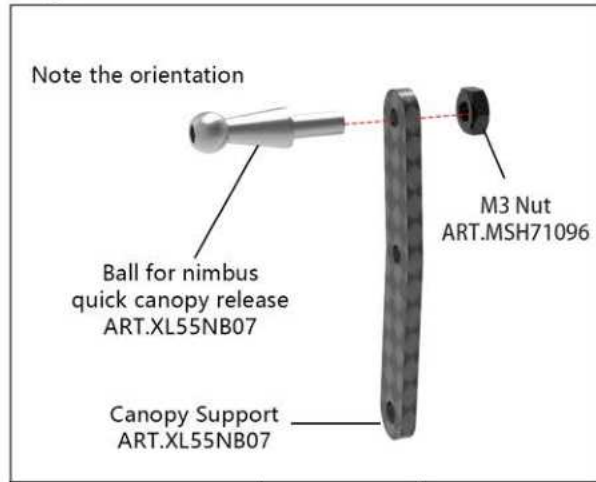
Bag3



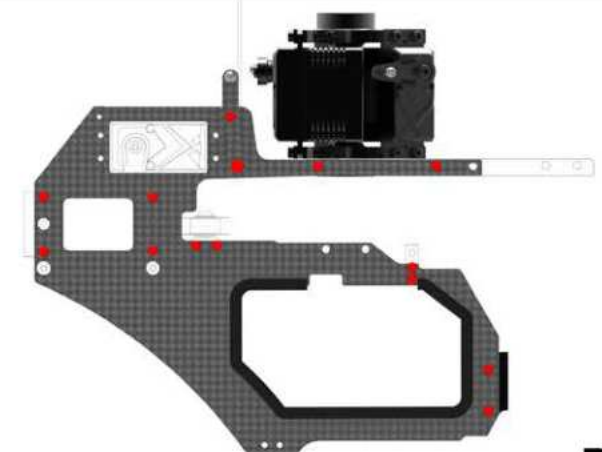
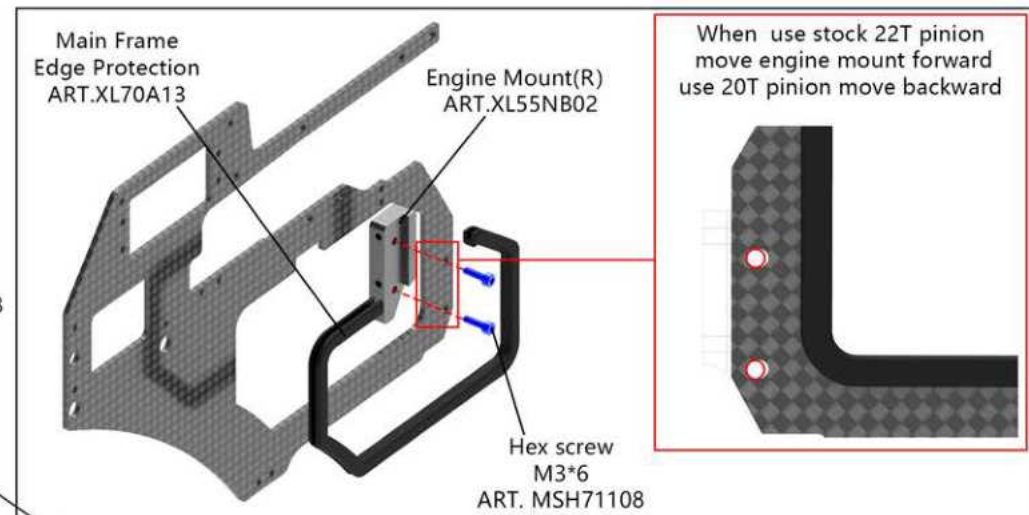
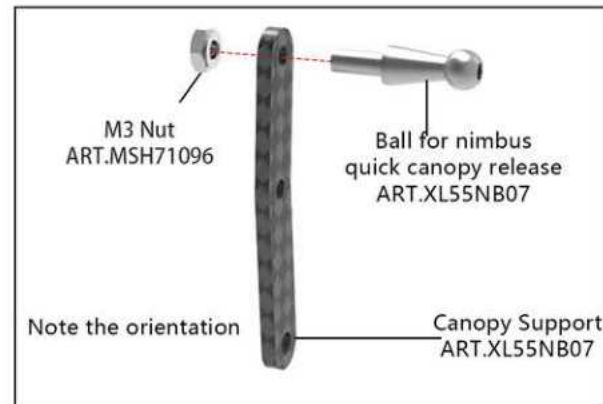
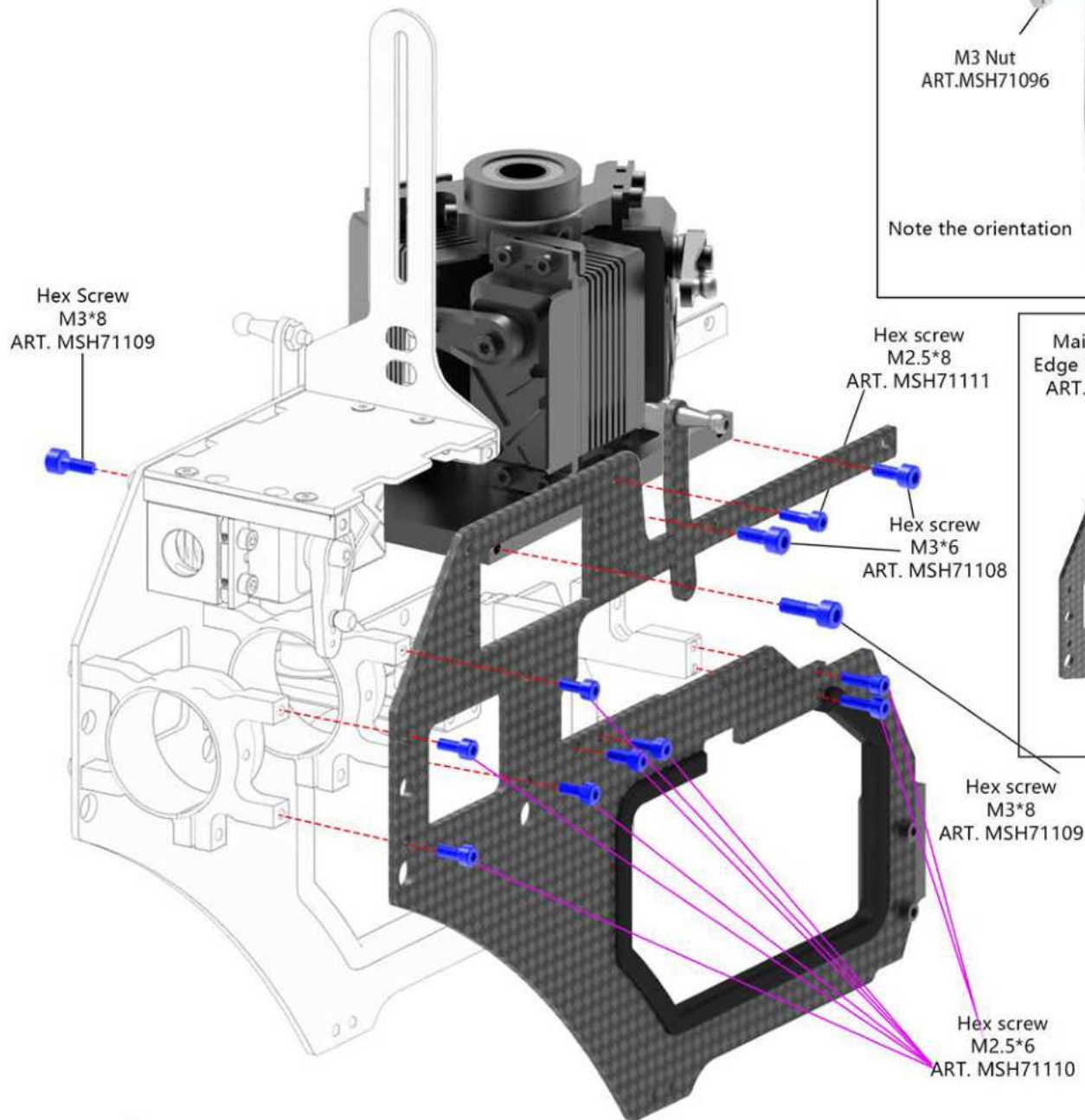
Bag4+Bag5



Bag 5



Bag4+Bag5



Bag6

Crank Shaft Tool
ART.XL55NA01

Insert crank shaft tool into clutch bell to align liner in the clutch bell until epoxy is dry

Use J-B WELD EPOXY glue clutch liner be sure that no epoxy is pressed out of the bottom of the liner coat the bell lightly

Clutch Liner
ART.XL55NB08

Bearing 8*16*5
ART.XL70A16

Clutch Bell
ART.XL55NB09

Lower Clutch Bell
Bearing Block
ART.XL55NB10

3801 Double Row Angular
Contact Ball Bearing
ART.XL55NA02

22T Motor Pinion
ART.XL55NB11
Optional:
20T Motor Pinion
ART.XL55NB11-1

HK0810 Roller Bearing
ART.XL55NA03

Flat screw
M2.5*6
ART.XL55A02

N pole(CA GLUE)


Magnet for governor
ART.XL70NB03-1

M12 Nut
ART.XL70V2NA03

Fan
ART.XL70V2NB19

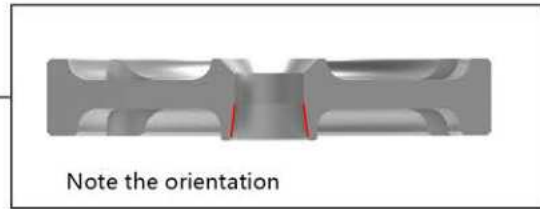
Engine Shaft
ART.XL55NB12

Bag6



Starter Head (Left Thread)
ART.XL55NB14

Clutch
ART.XL55BN13



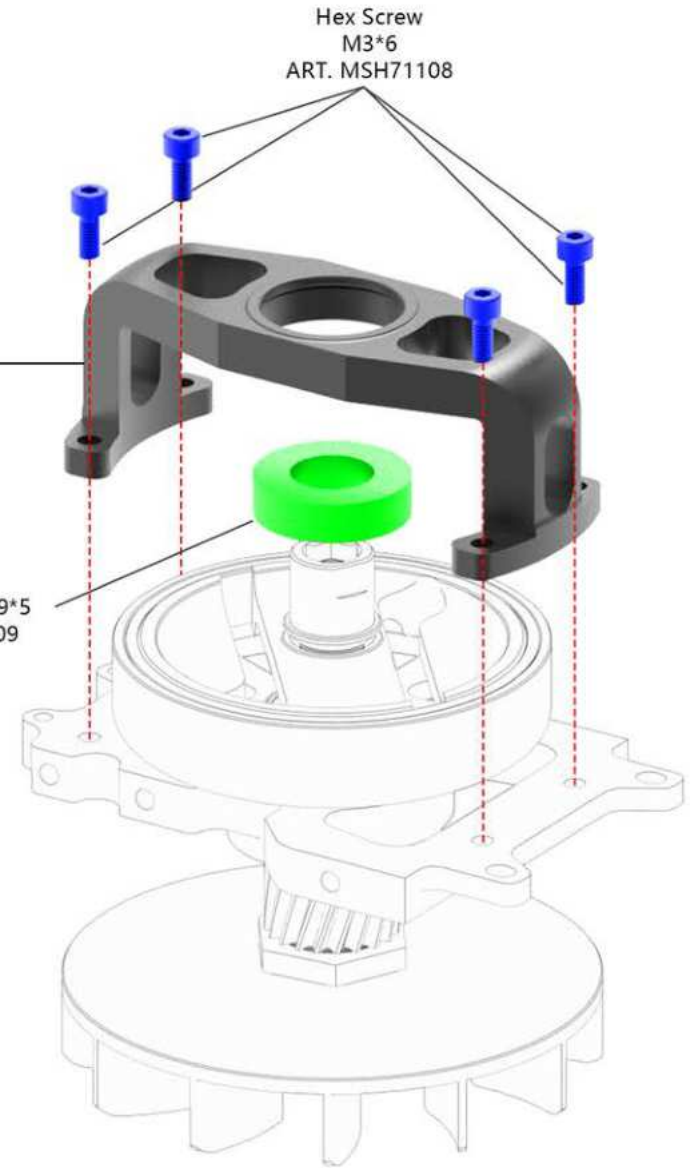
Note the orientation

Make sure surfaces are clean and grease free, apply loctite and tighten with as much force as possible

Hex Screw
M3*6
ART. MSH71108

Upper Clutch Bell
Bearing Block
ART.XL55NB15

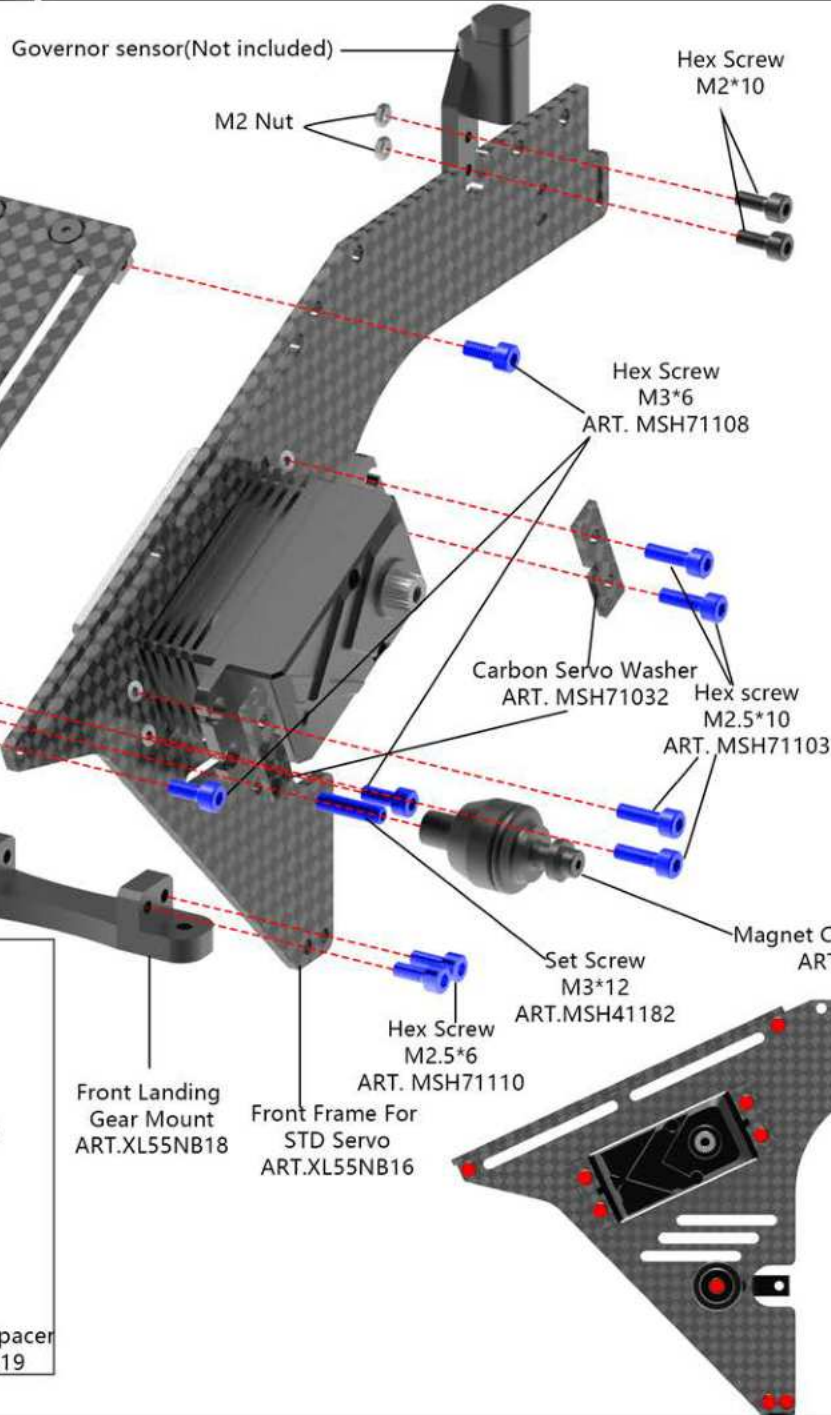
Bearing 10*19*5
ART. XL52A09



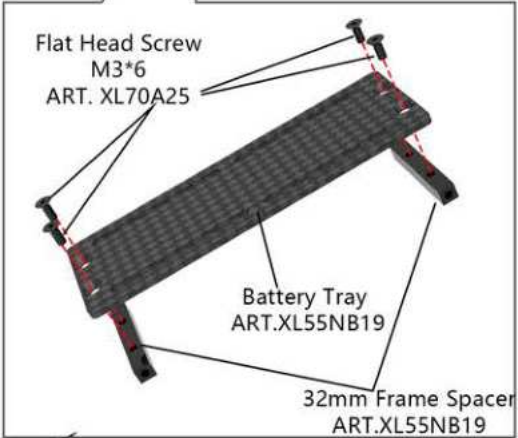
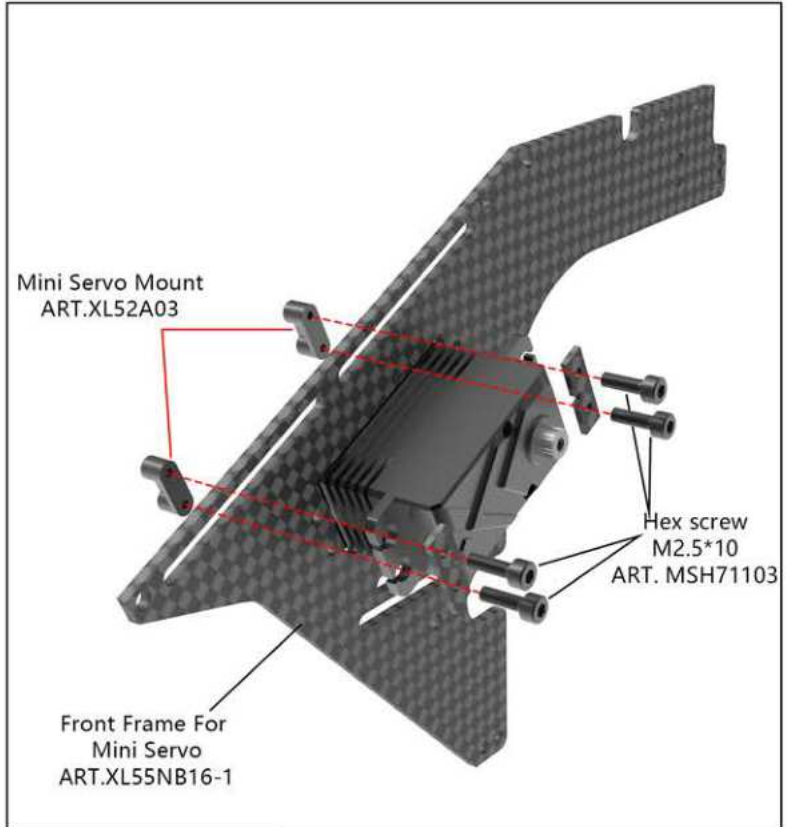
Bag4+ Bag7



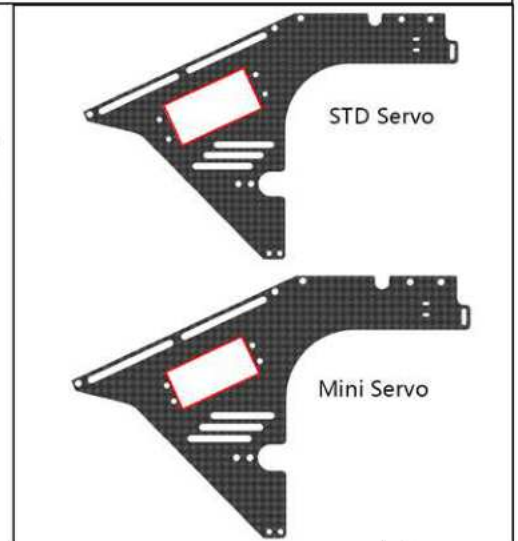
Throttle servo is mounted on left frame, choose the correct front frame for STD or mini.



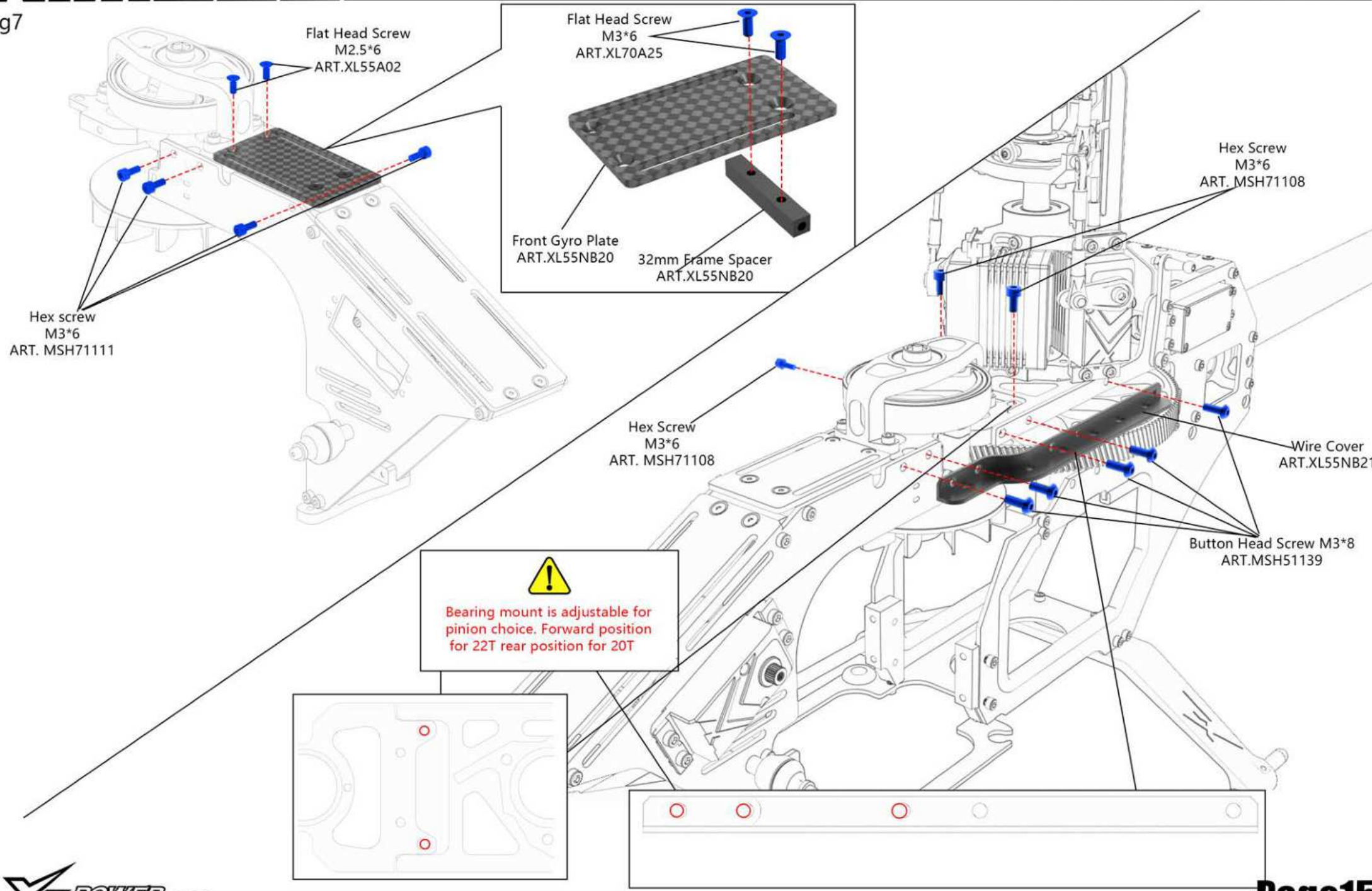
Front Fan Case Mount
ART. XL55NB17



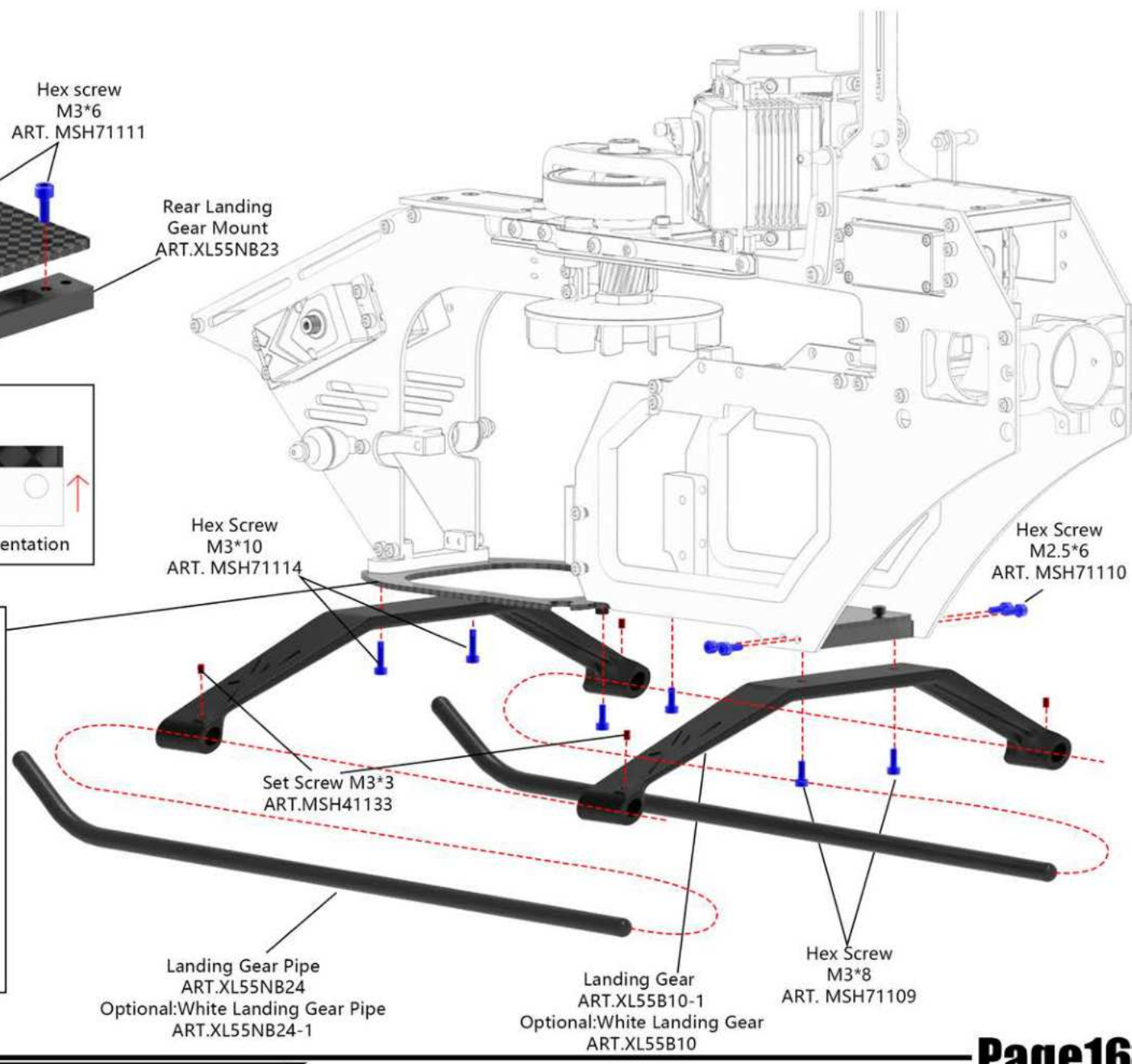
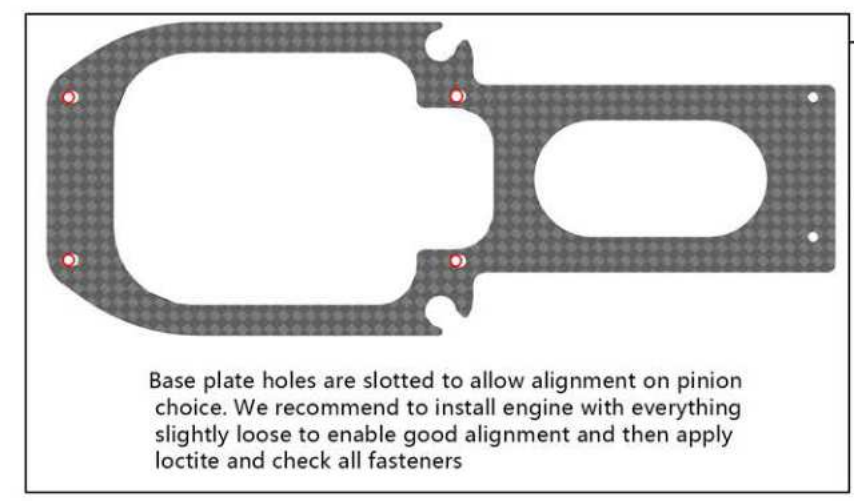
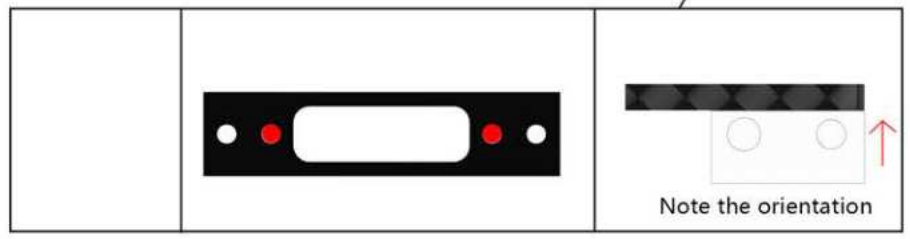
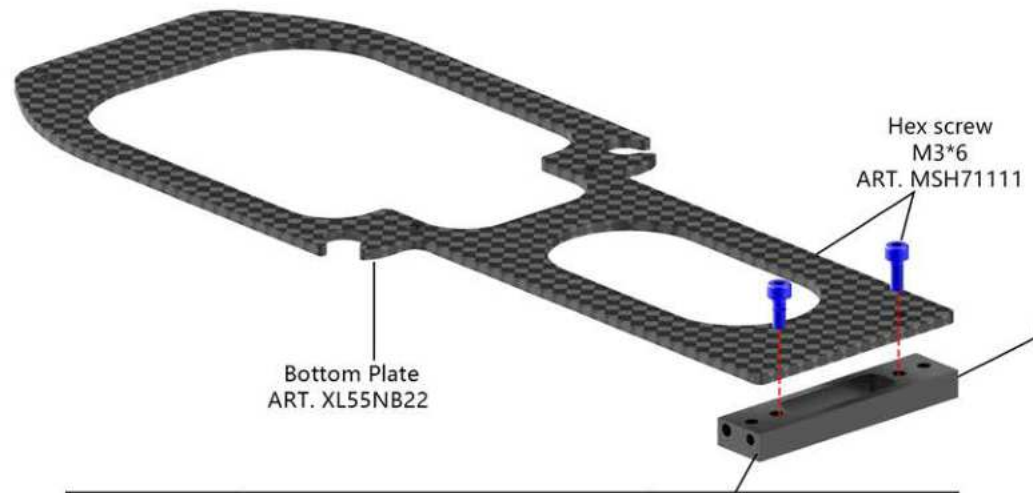
Front Landing Gear Mount
ART. XL55NB18



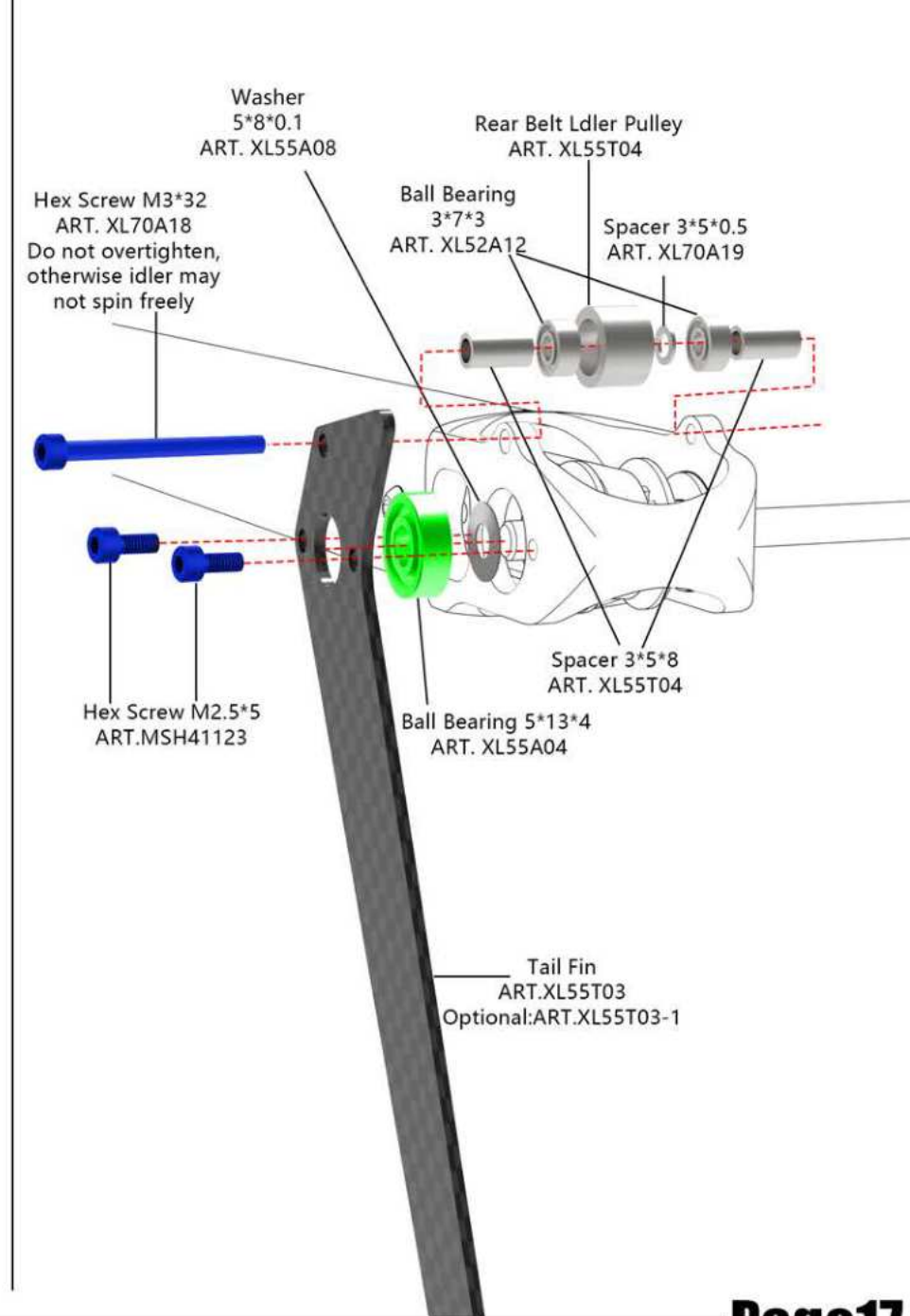
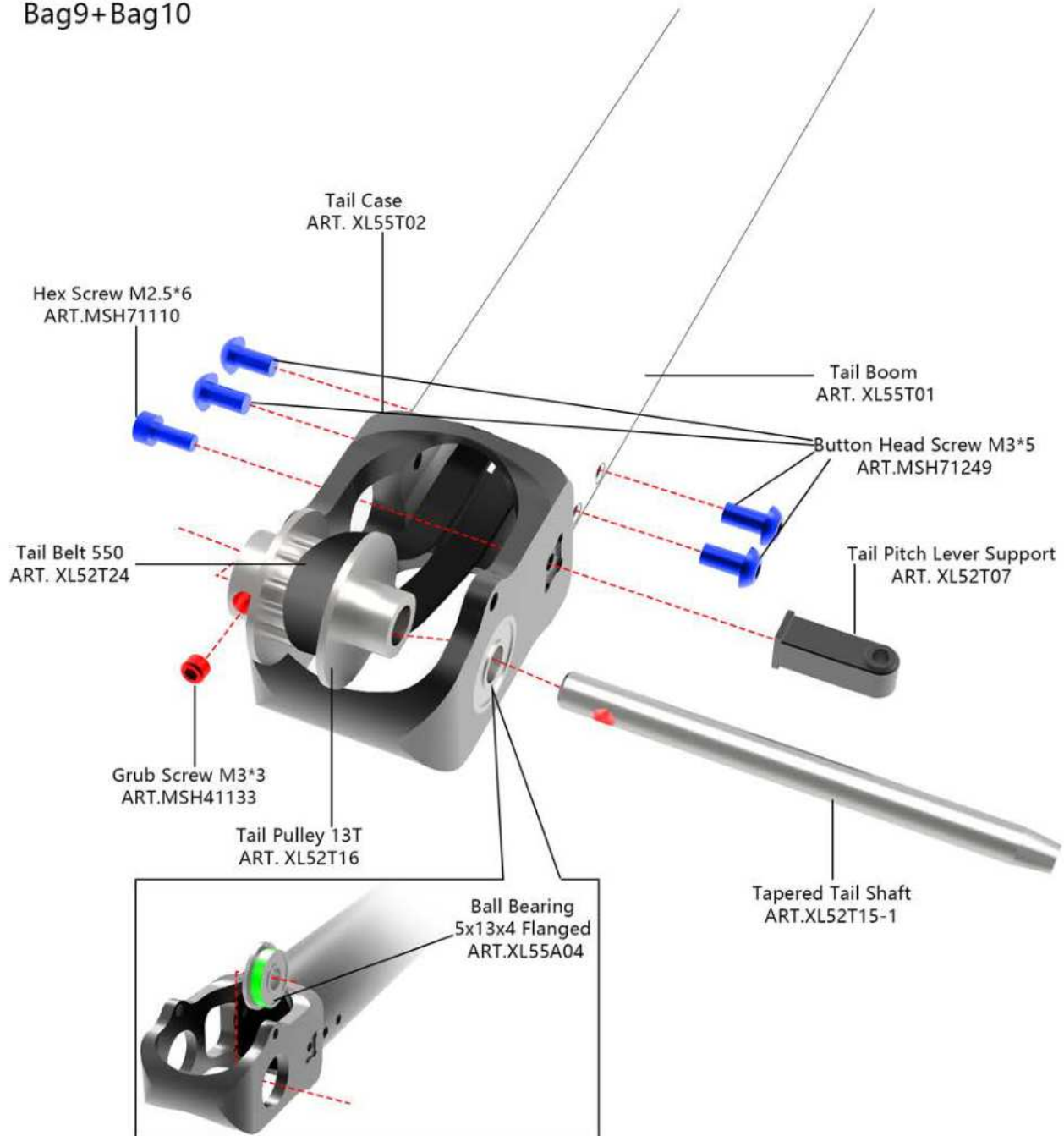
Bag 7



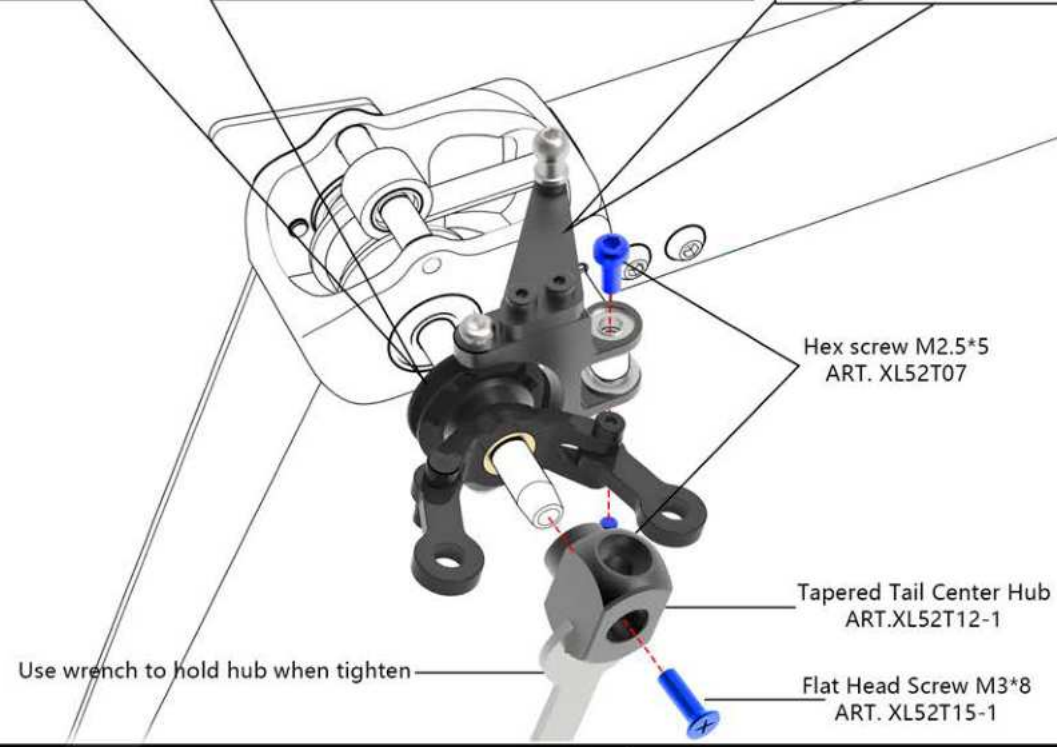
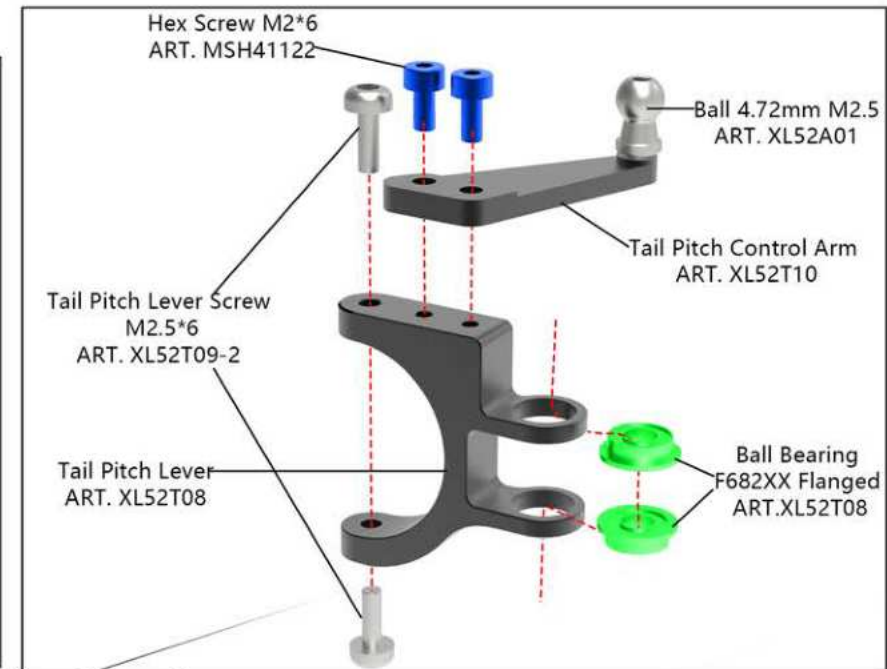
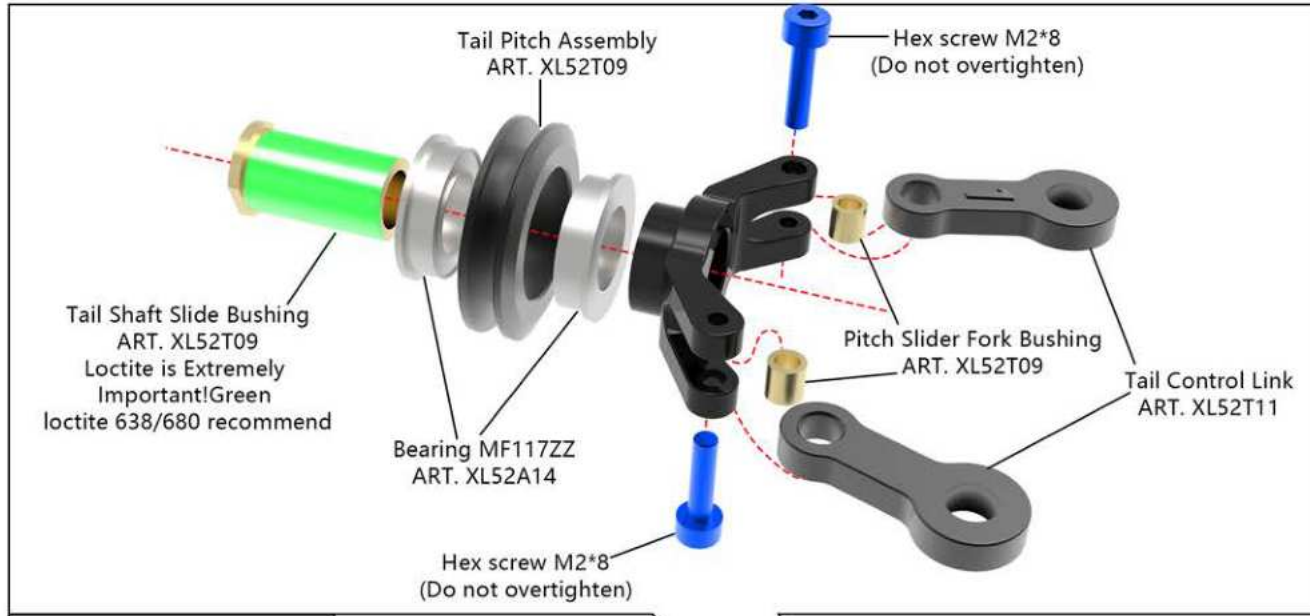
Bag4+Bag8



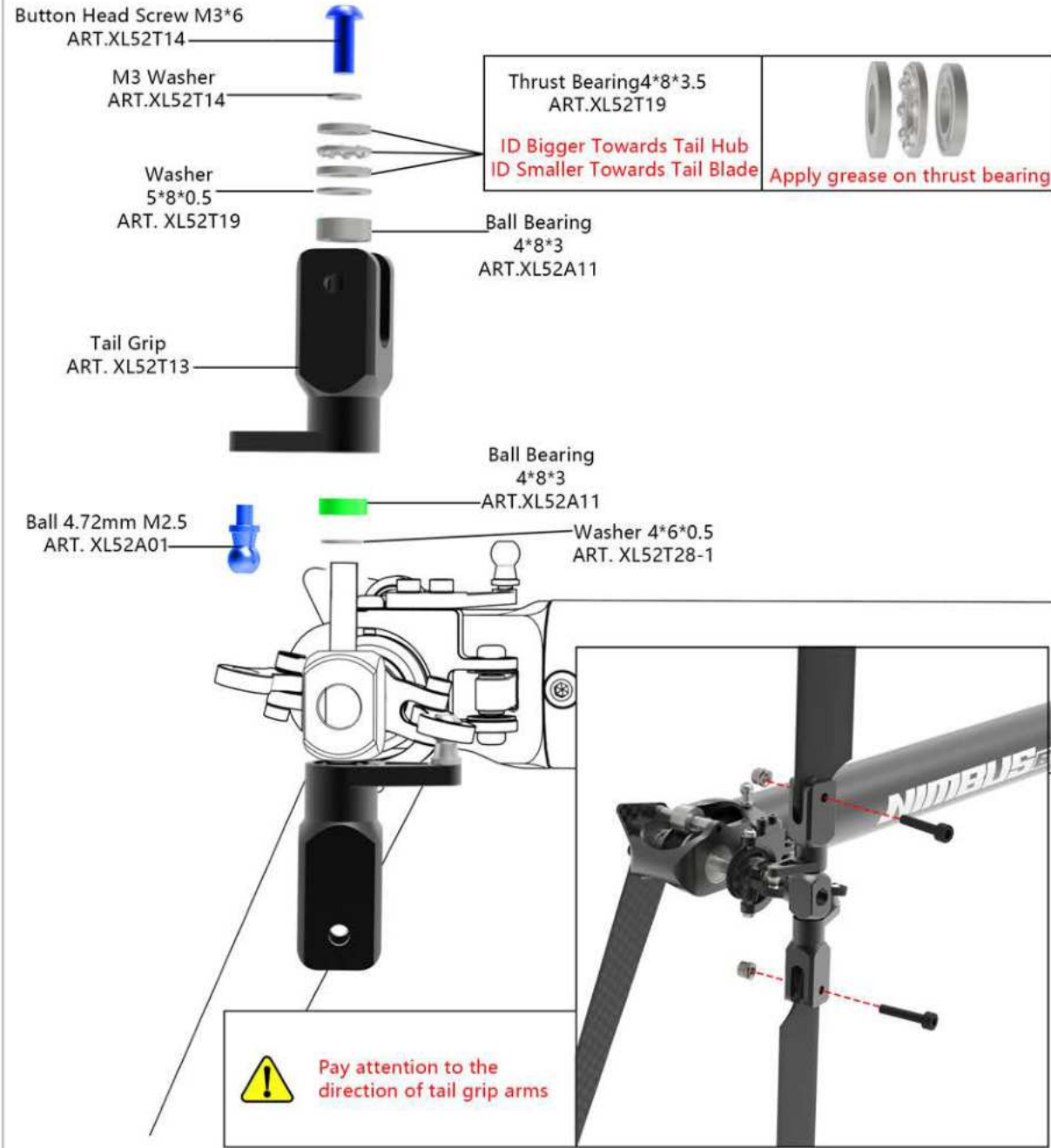
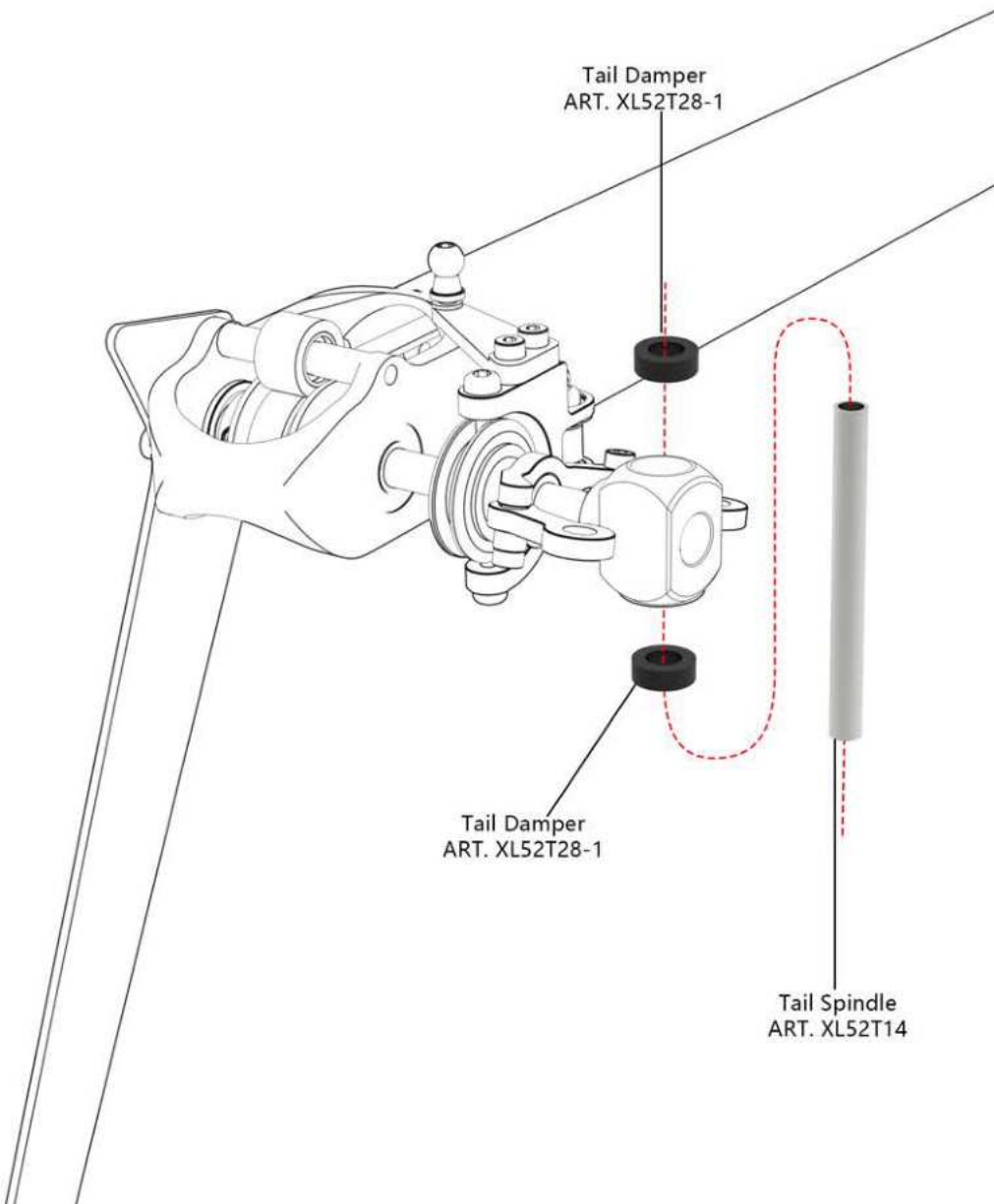
Bag9+Bag10



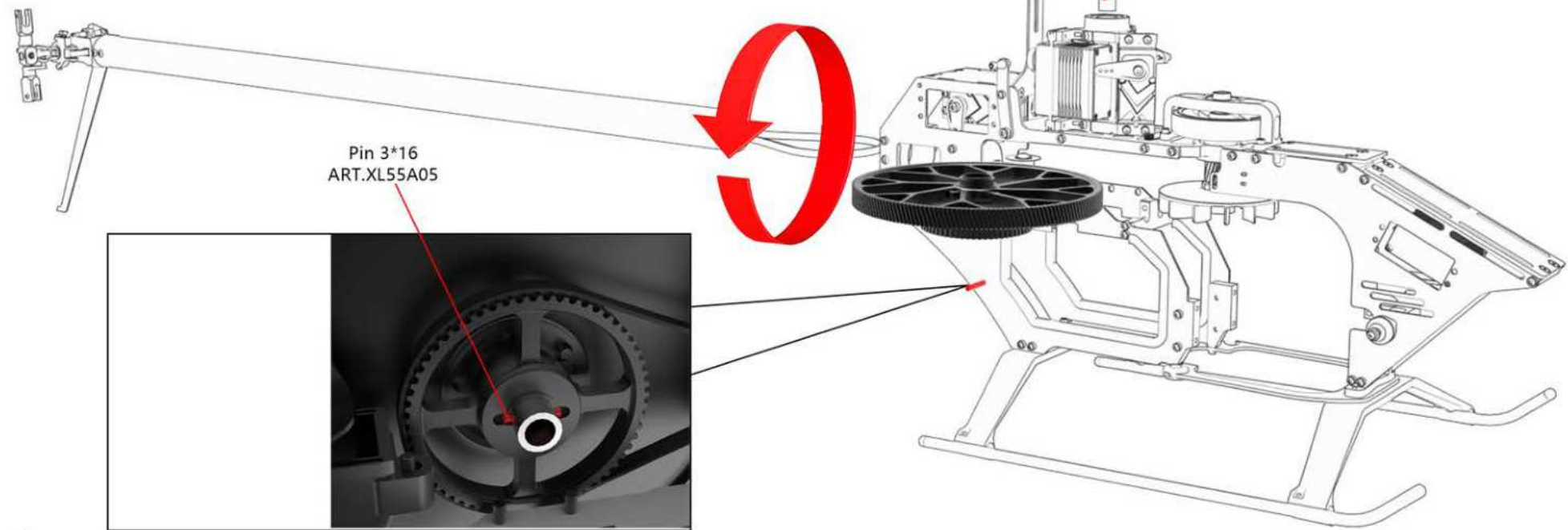
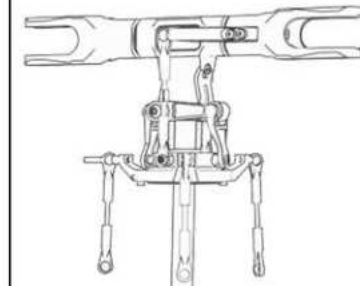
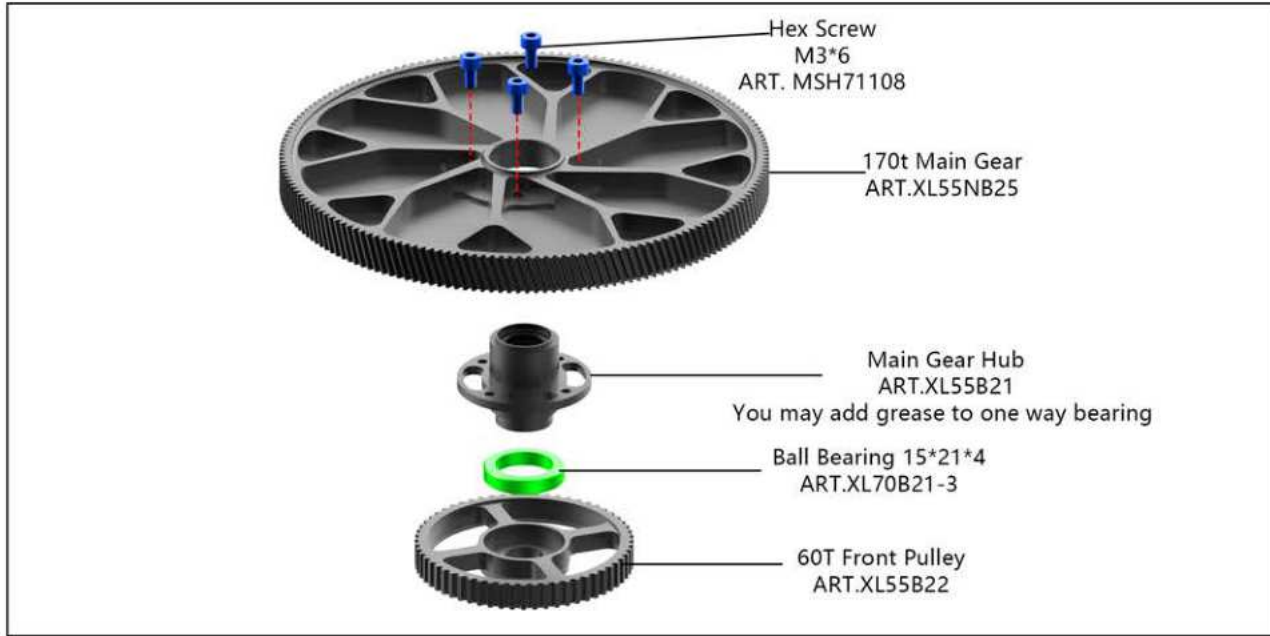
Bag10

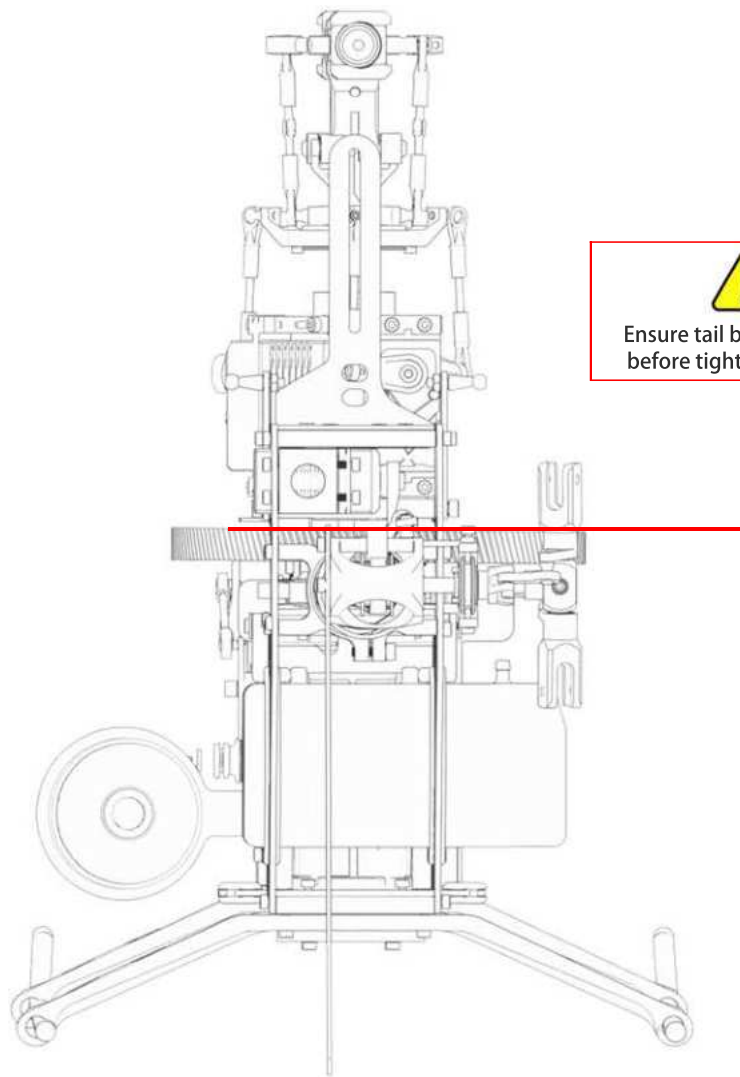


Bag10

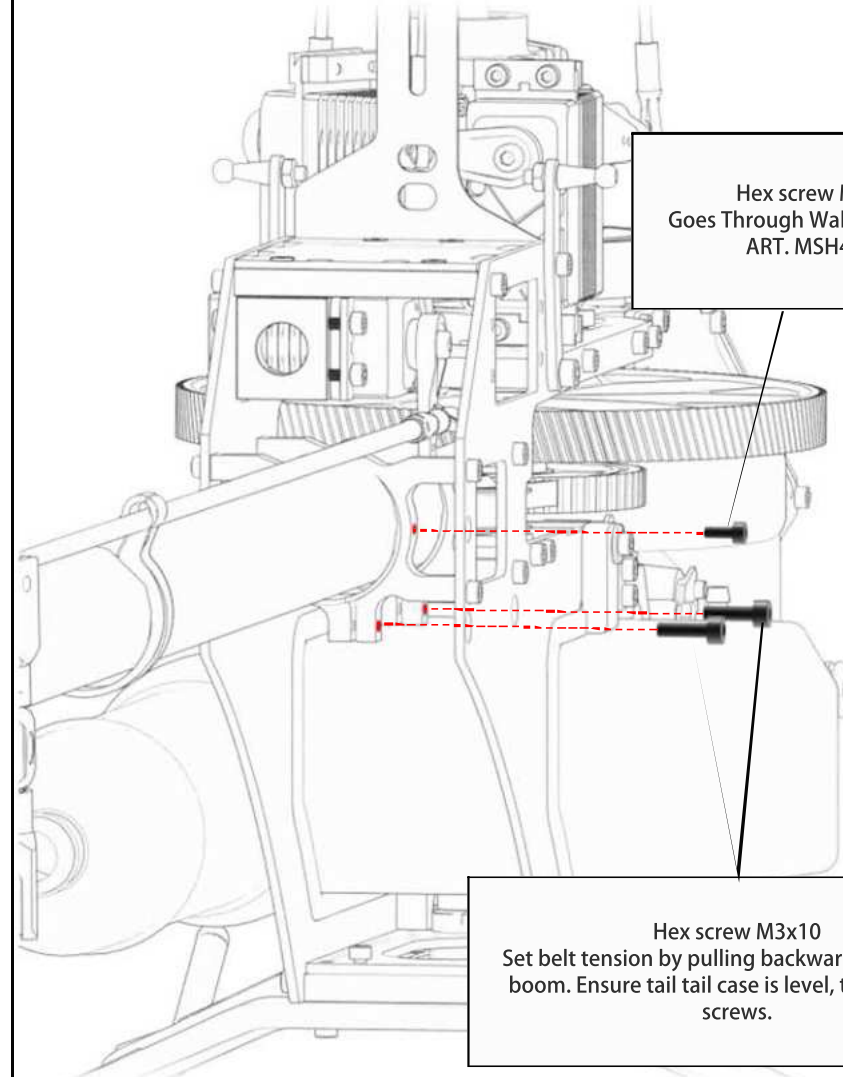


Bag11





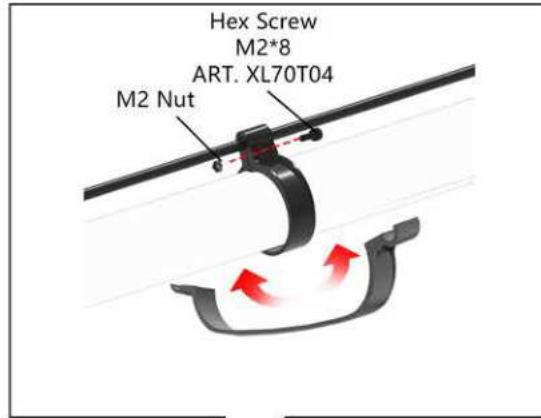
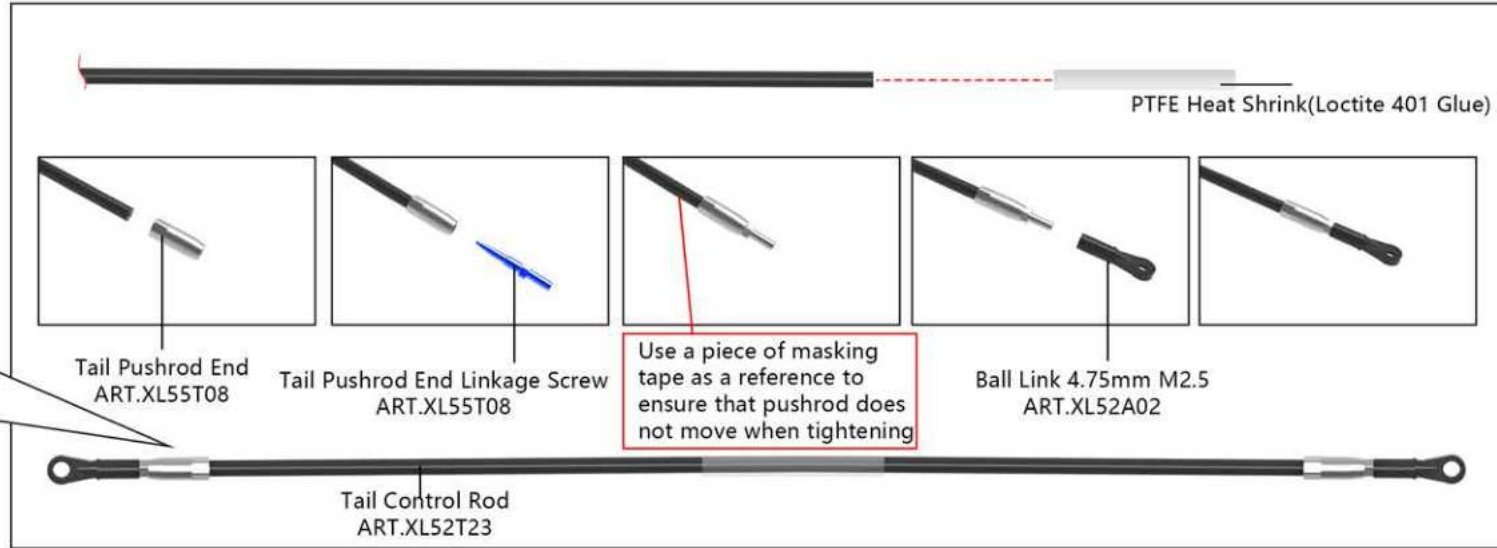

Ensure tail box alignment
before tightening clamps



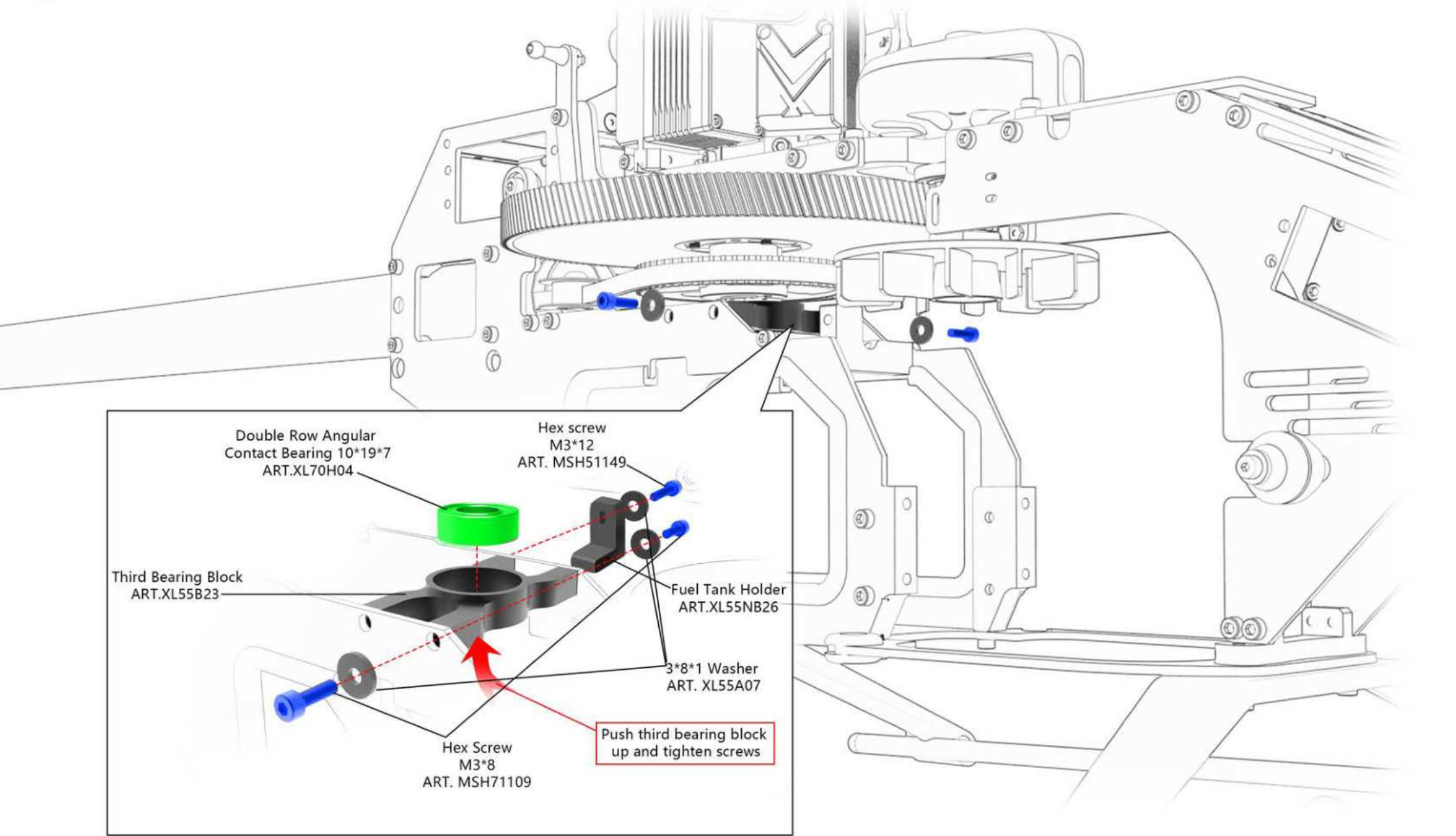
Hex screw M2.5*5
Goes Through Wall of Tail Boom
ART. MSH41123

Hex screw M3x10
Set belt tension by pulling backwards on the tail
boom. Ensure tail case is level, then tighten
screws.

Bag9



Bag11



Double Row Angular Contact Bearing 10*19*7
ART.XL70H04

Hex screw
M3*12
ART. MSH51149

Third Bearing Block
ART.XL55B23

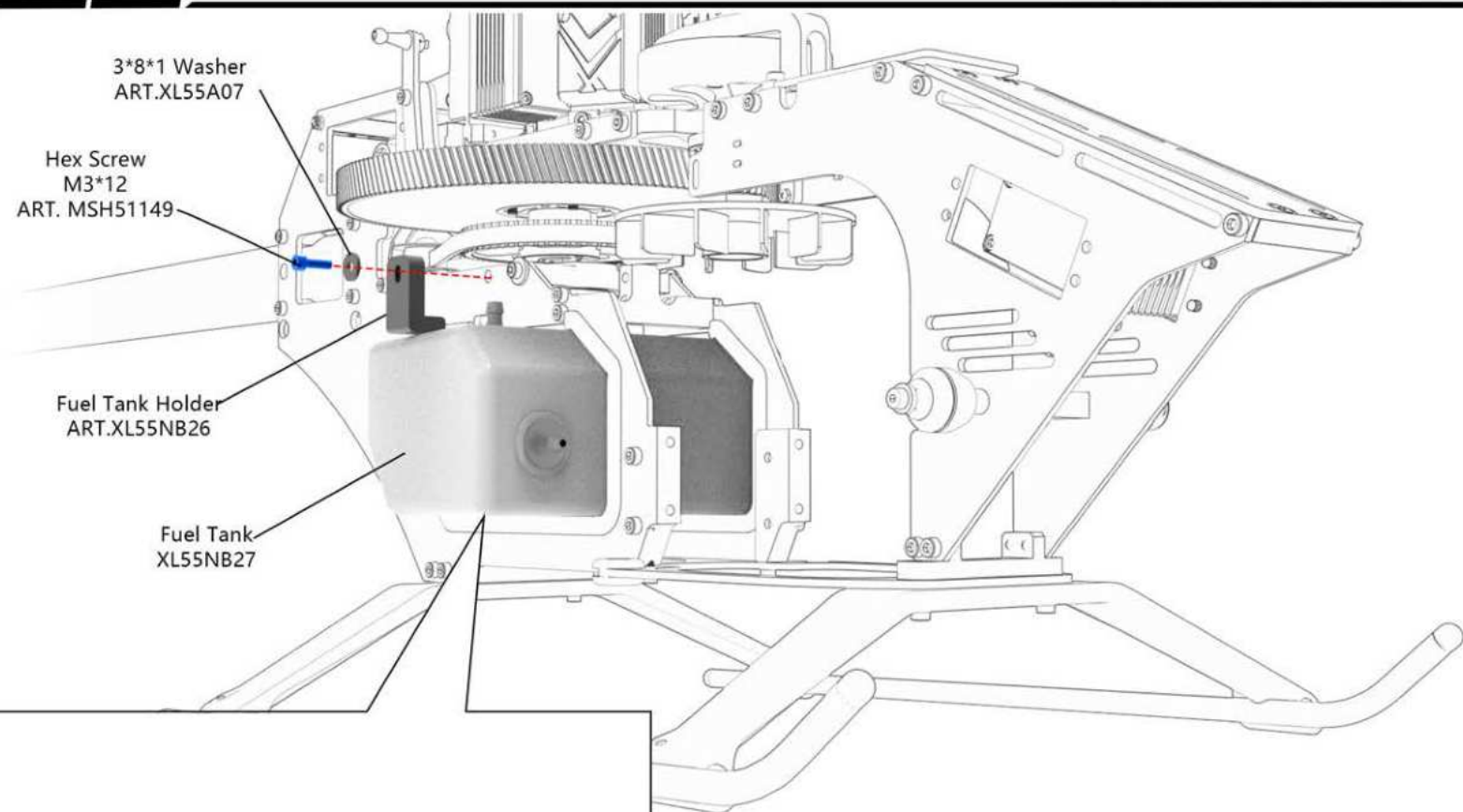
Fuel Tank Holder
ART.XL55NB26

3*8*1 Washer
ART. XL55A07

Hex Screw
M3*8
ART. MSH71109

Push third bearing block up and tighten screws

Bag12

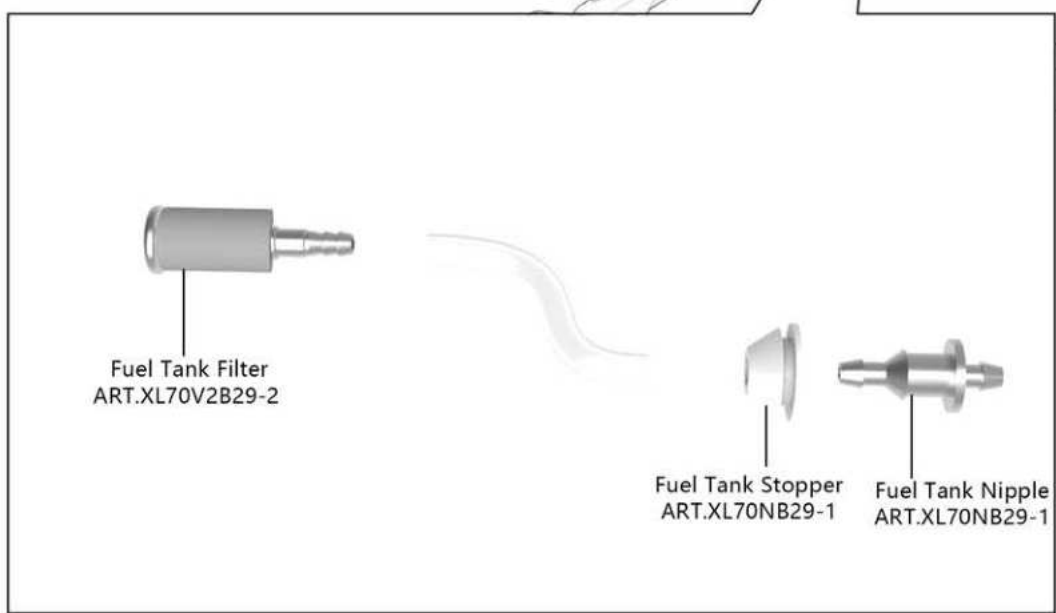


3*8*1 Washer
ART.XL55A07

Hex Screw
M3*12
ART. MSH51149

Fuel Tank Holder
ART.XL55NB26

Fuel Tank
XL55NB27



Fuel Tank Filter
ART.XL70V2B29-2

Fuel Tank Stopper
ART.XL70NB29-1

Fuel Tank Nipple
ART.XL70NB29-1

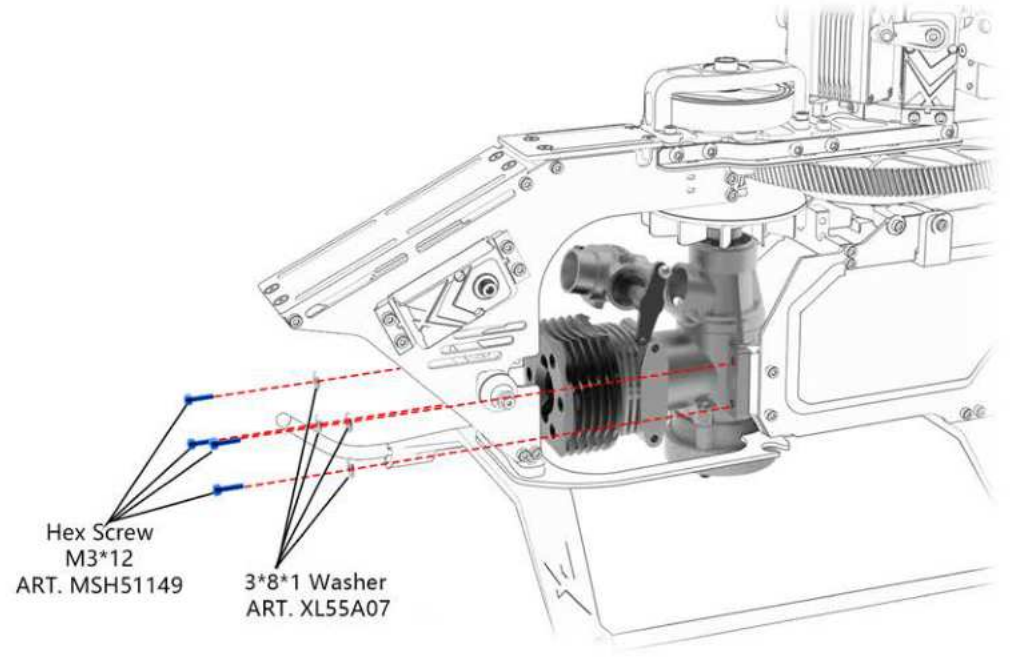
Bag6

Remove cover plate and carburetor



Crank Shaft Tool
ART.XL55NA01

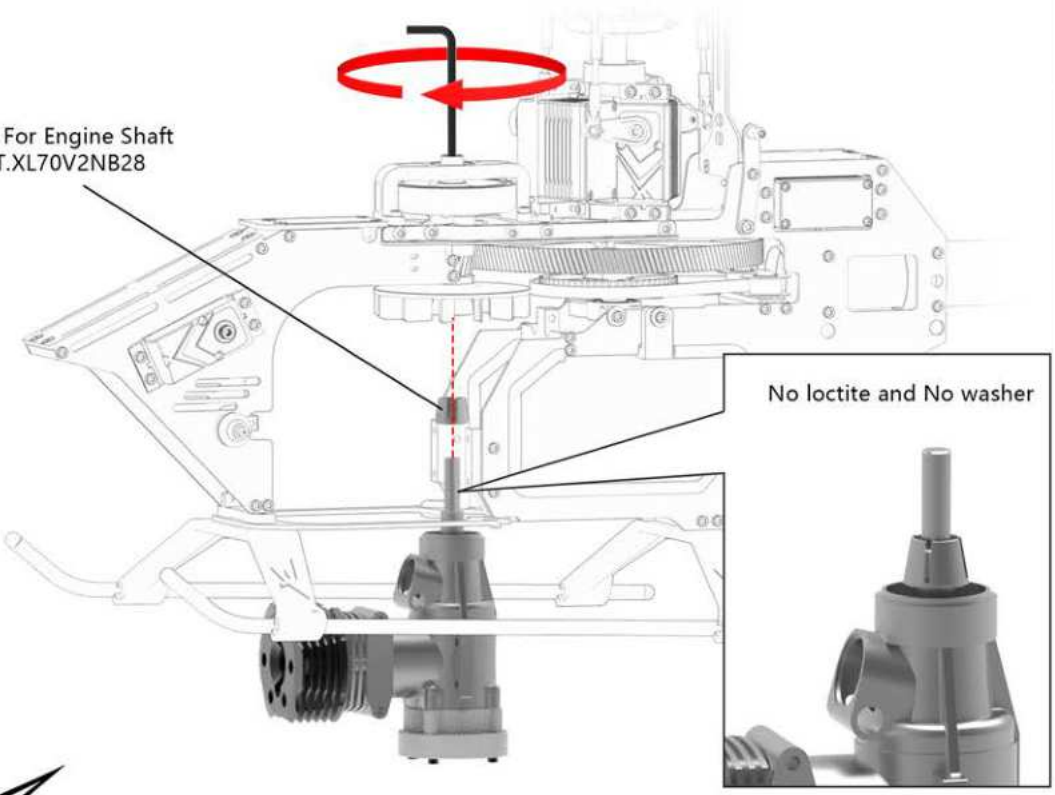
Hex Screw M3*25
ART.XL55NA01



Hex Screw
M3*12
ART. MSH51149

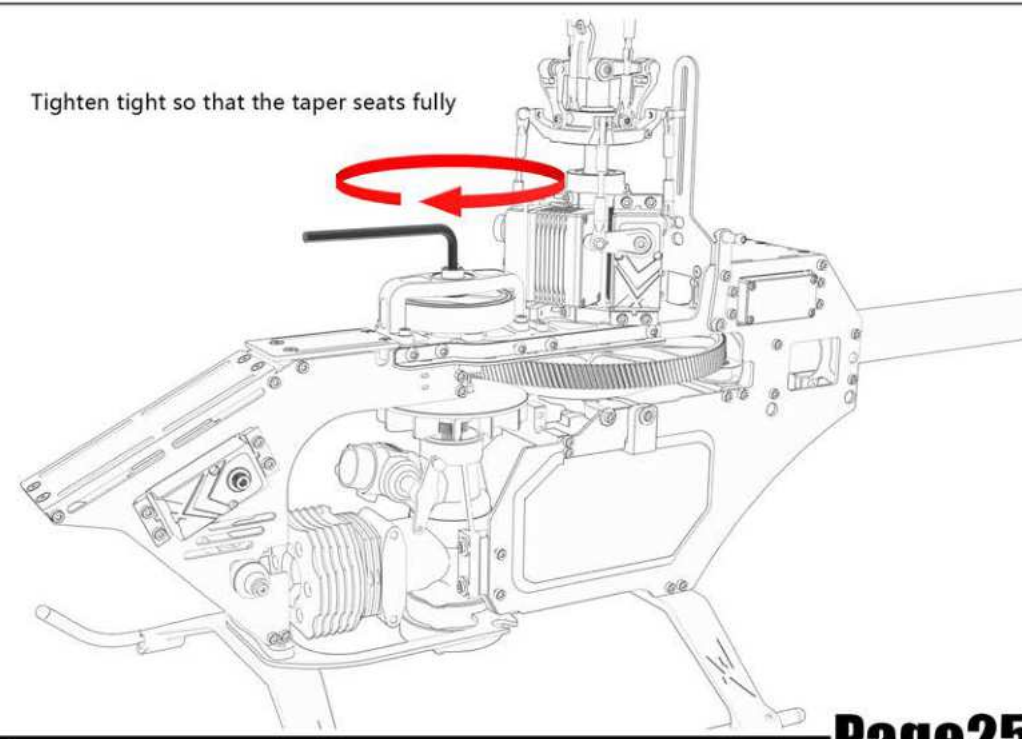
3*8*1 Washer
ART. XL55A07

Collet For Engine Shaft
ART.XL70V2NB28

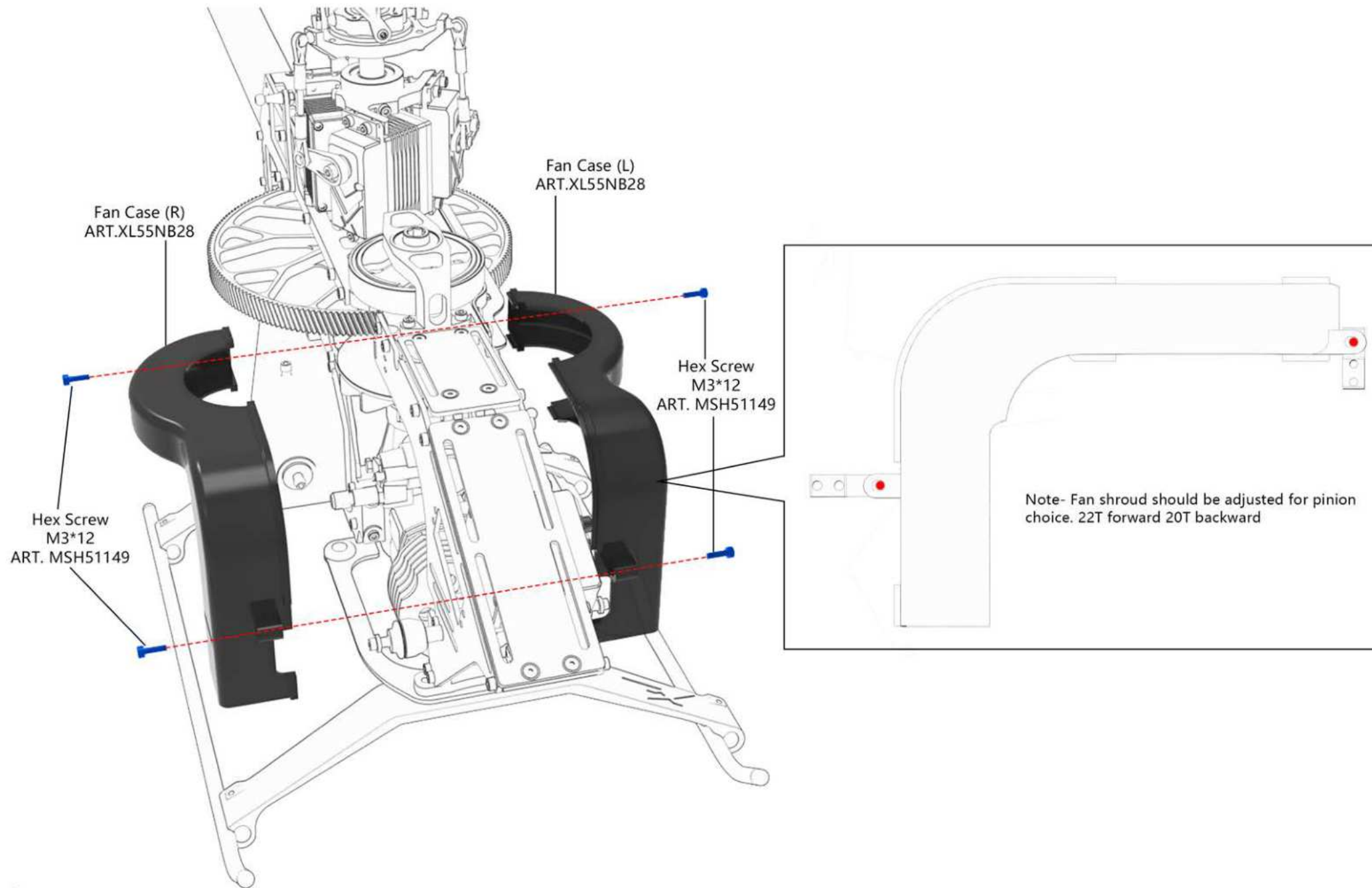


No loctite and No washer

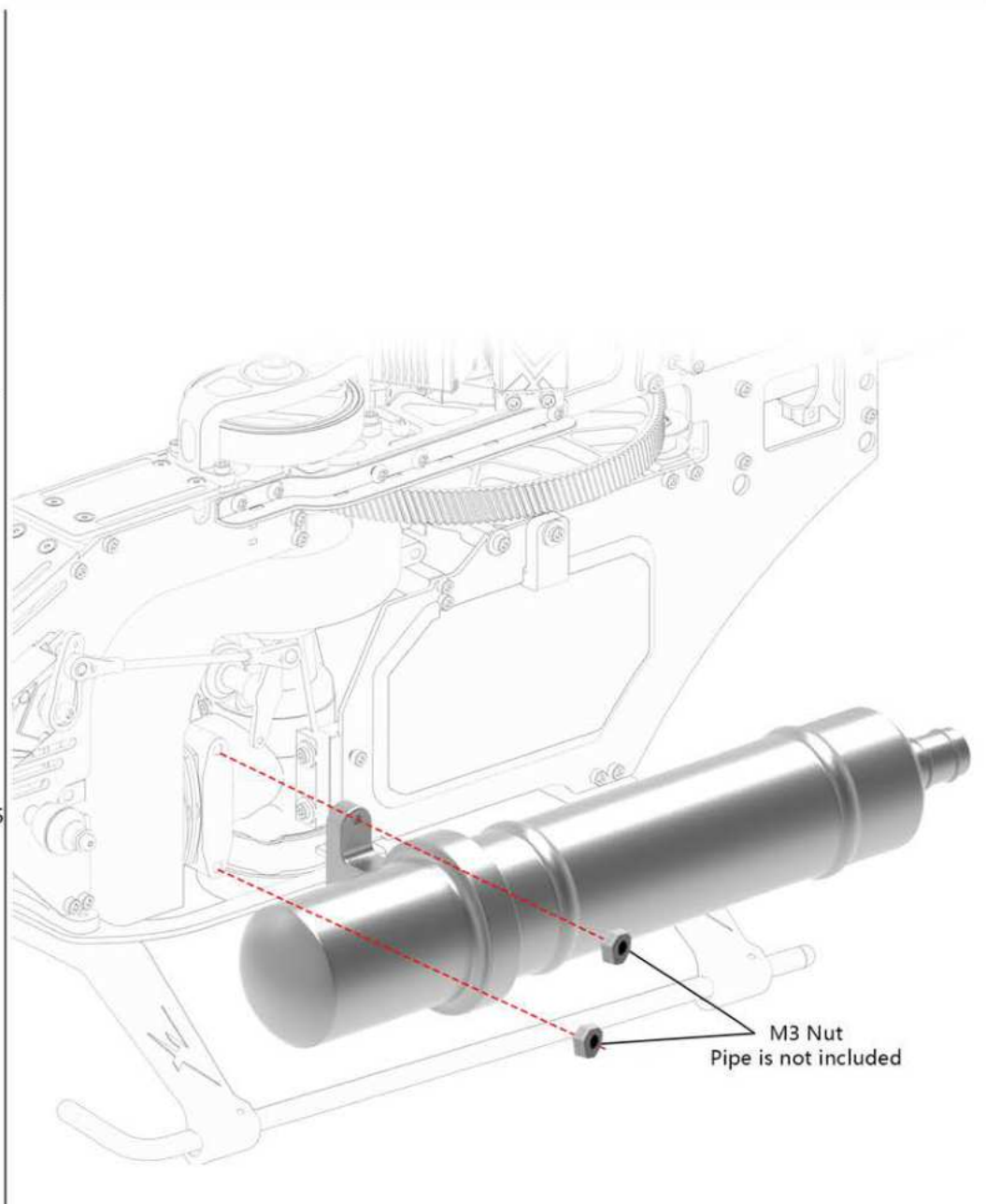
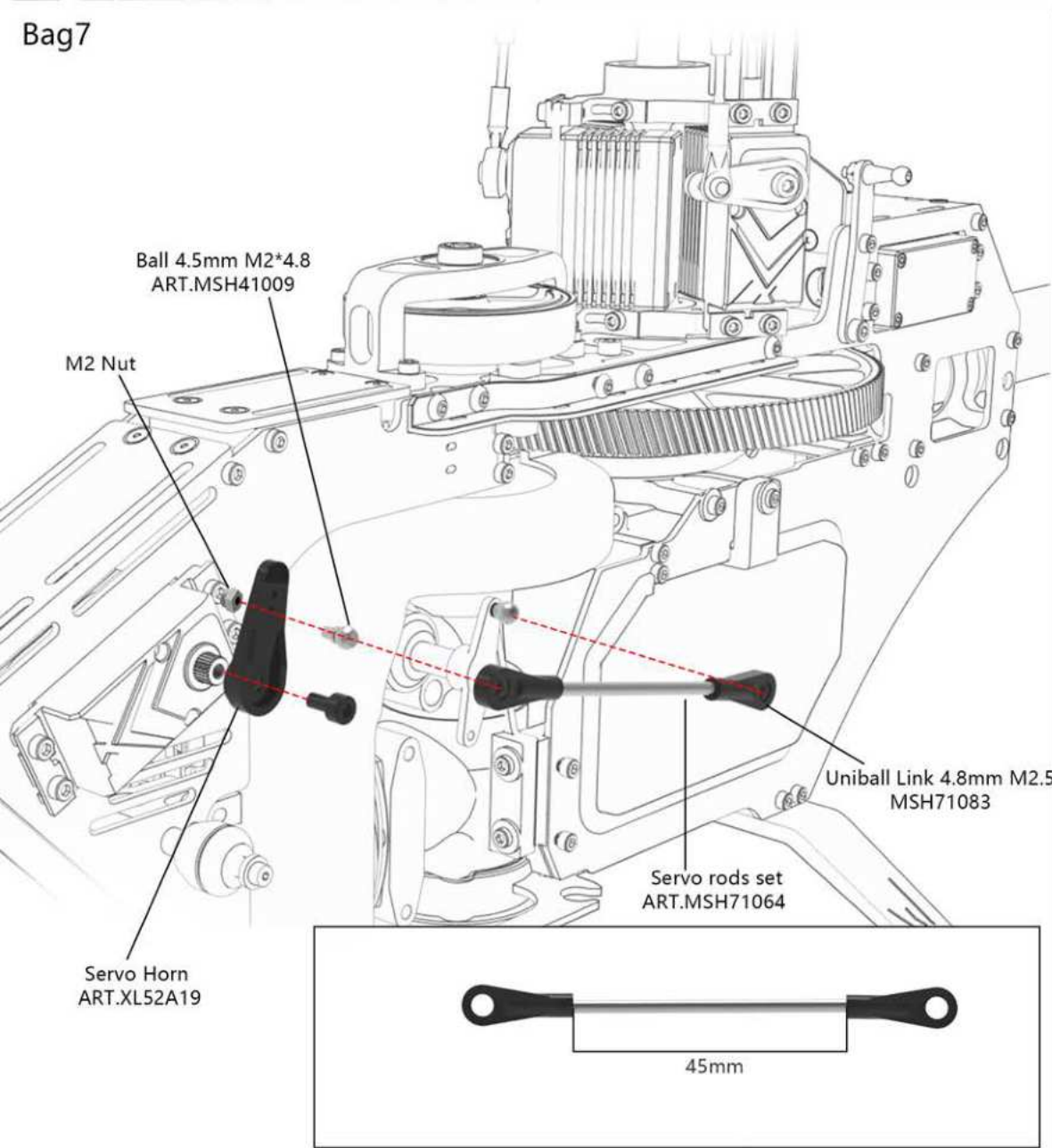
Tighten tight so that the taper seats fully

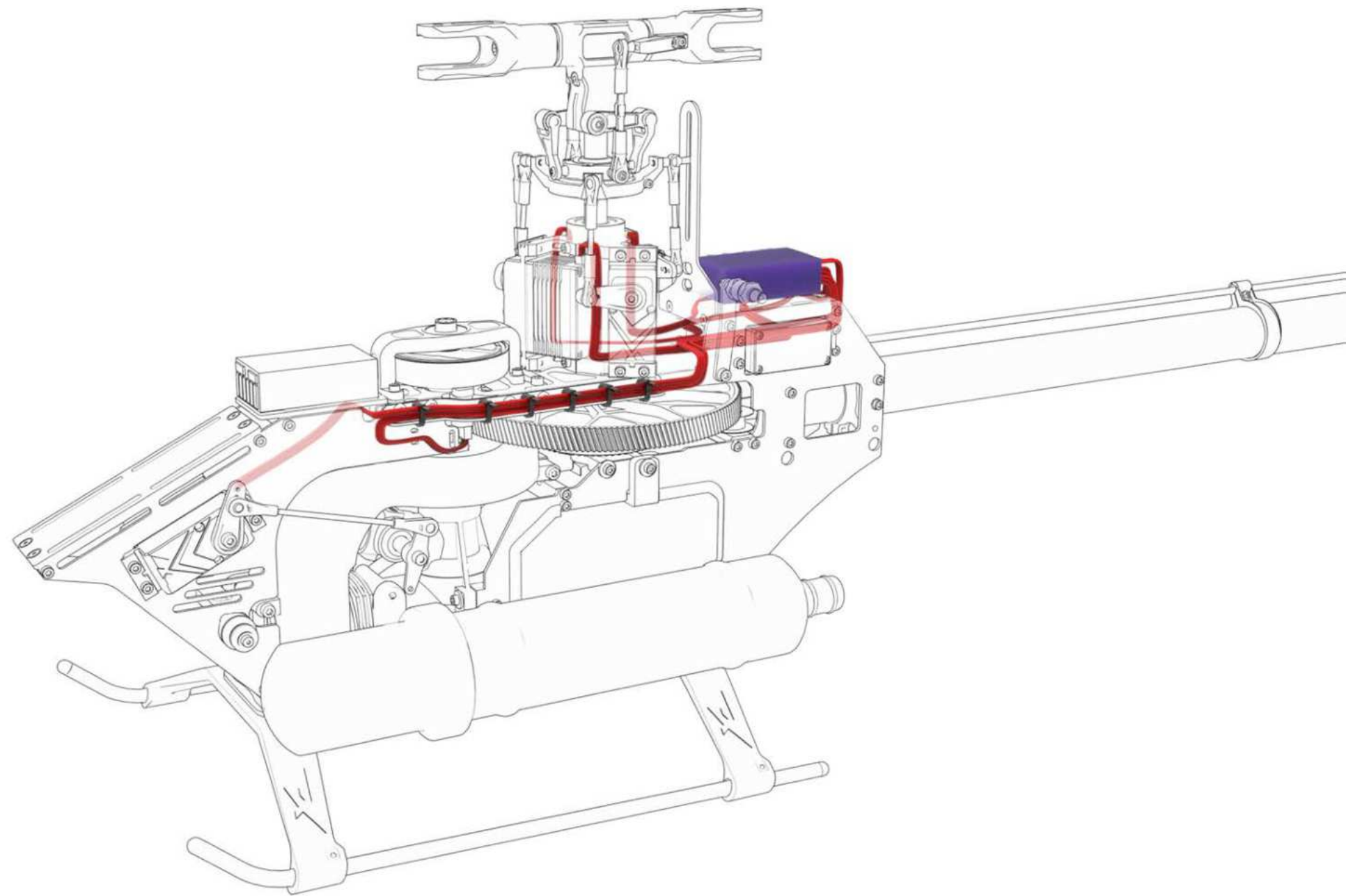


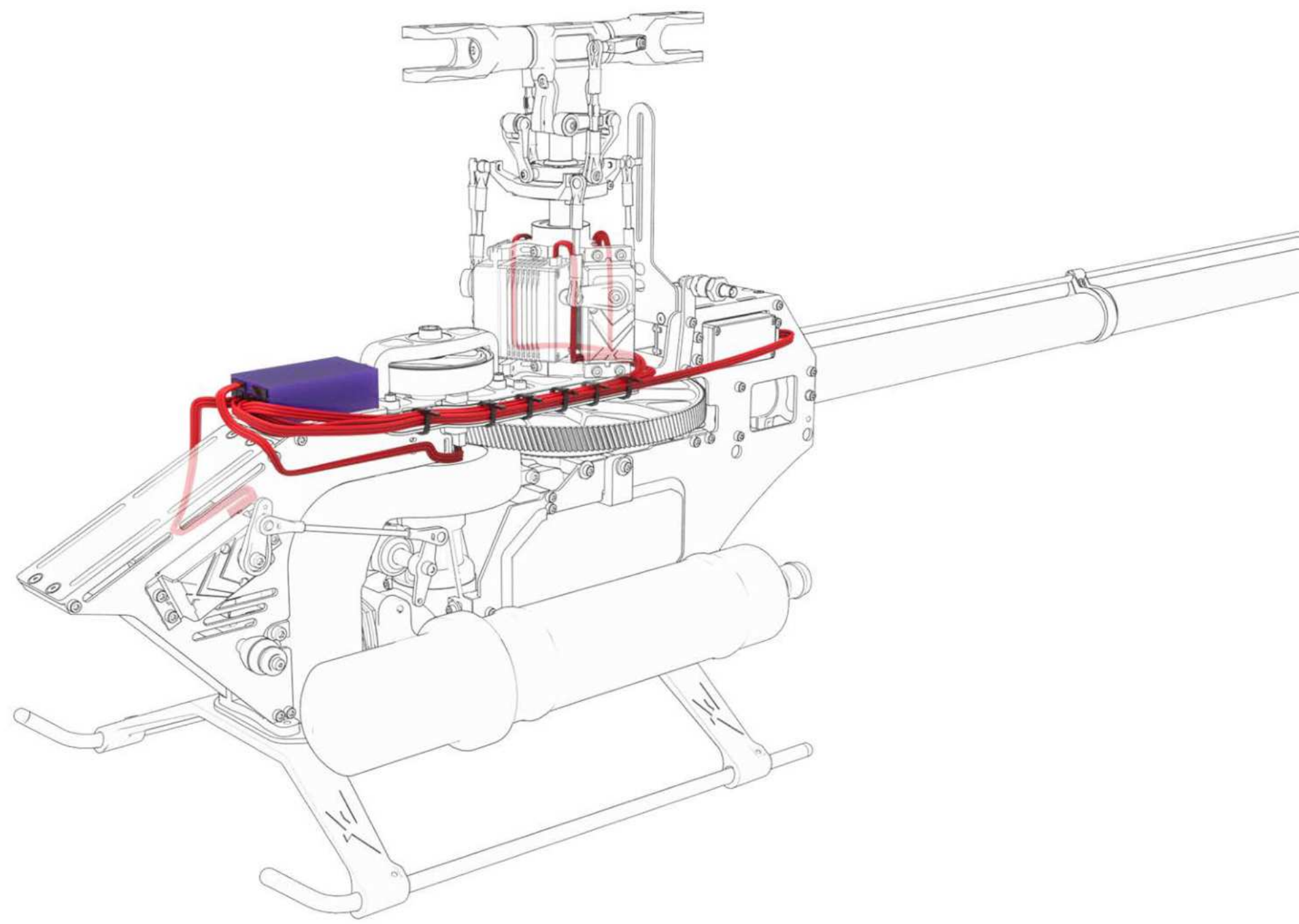
Bag13

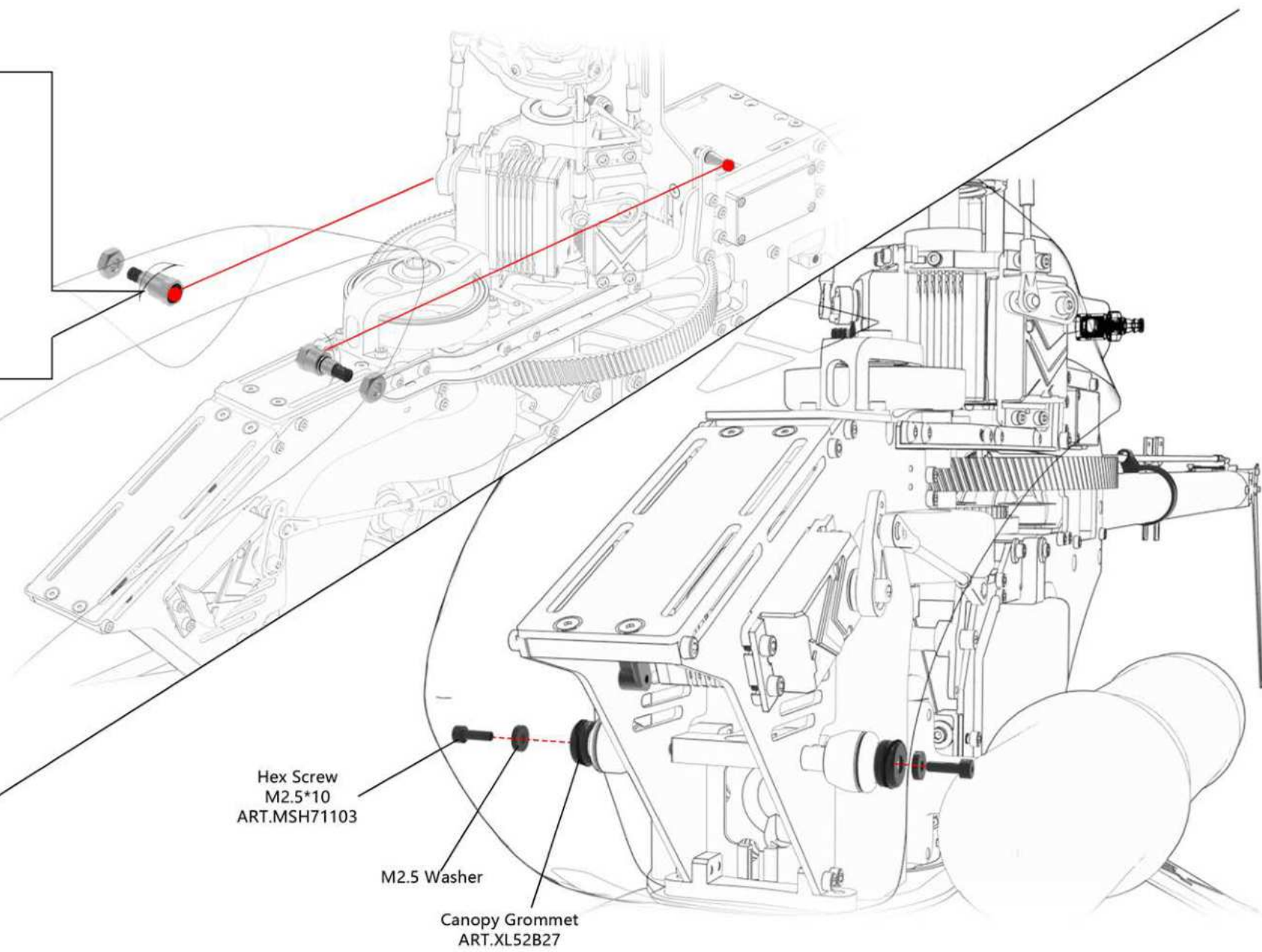


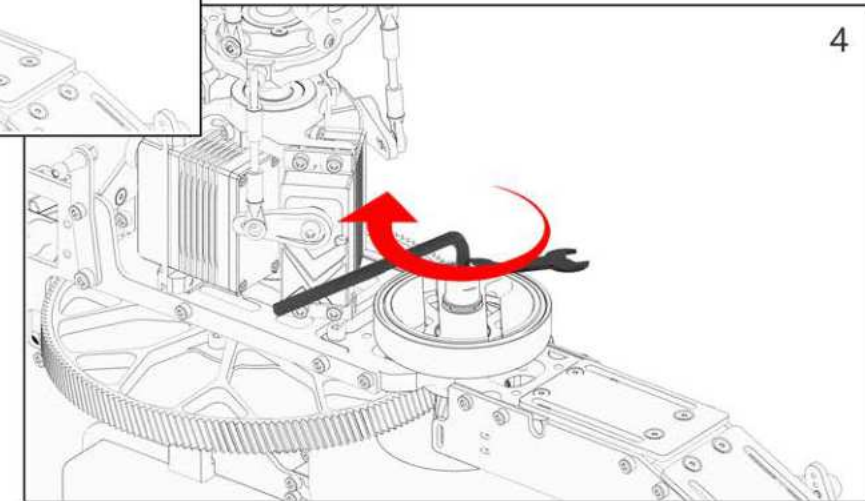
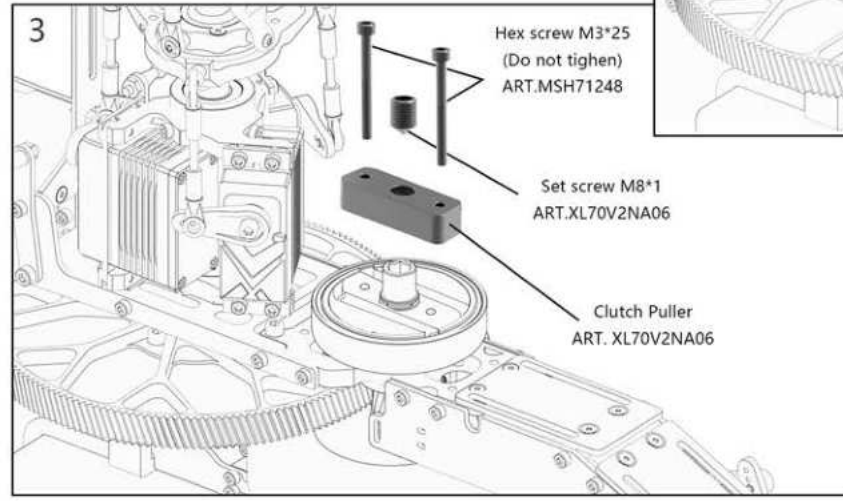
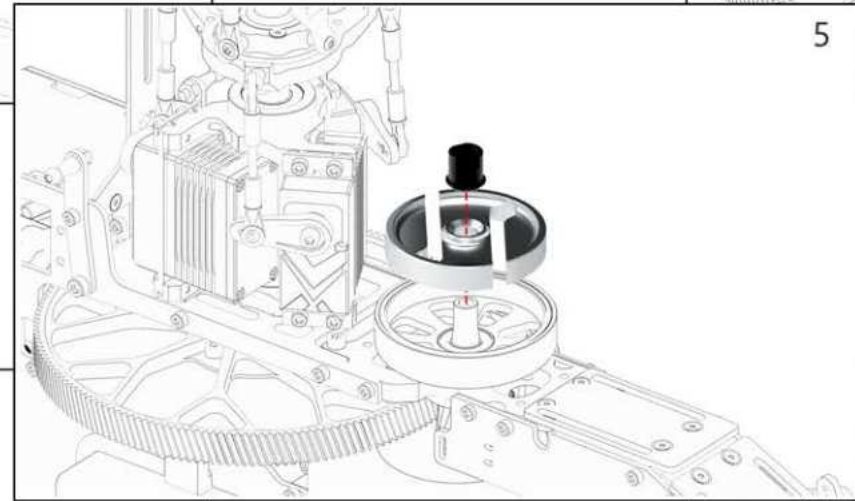
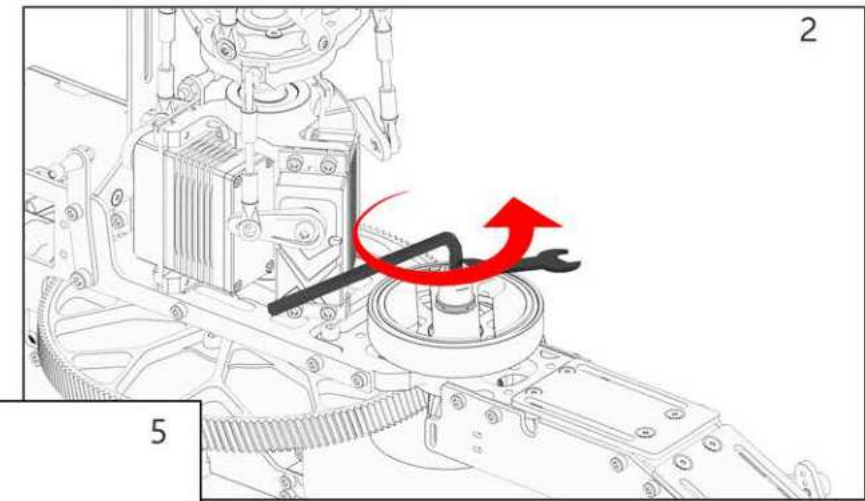
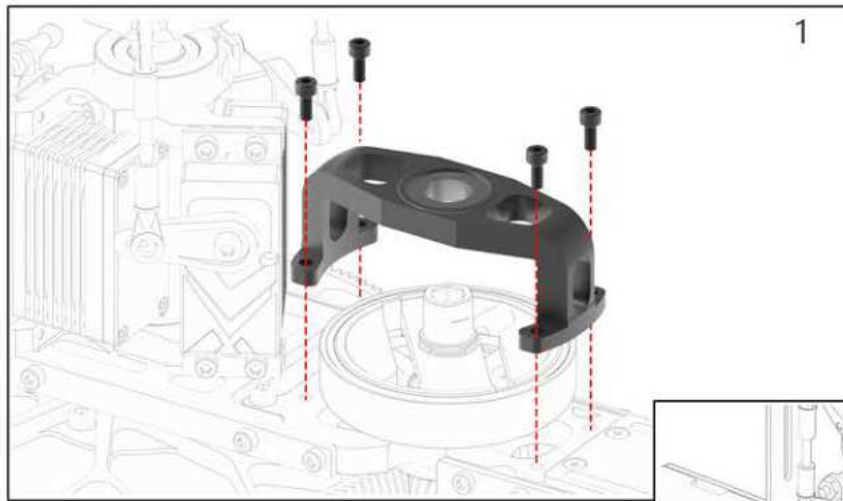
Bag7




































































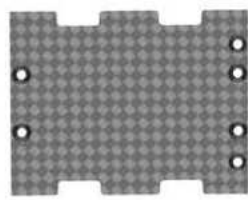









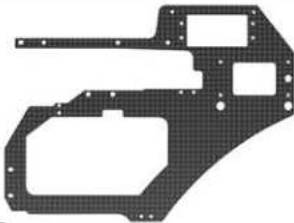
















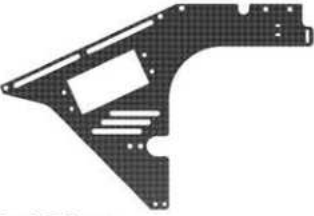
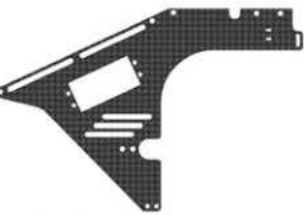


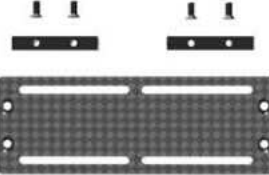



































<p>MSH41122</p>  <p>10' Socket Head Cap Screw M2x6</p>	<p>MSH41123</p>  <p>10' Socket Head Cap Screw M2.5x5</p>	<p>MSH41133</p>  <p>5' Socket Set Screw M3x3</p>	<p>MSH41182</p>  <p>2' Hex Screw M2.5*10 2' M2.5 Washer 2' Set Screw M3*12 2' Magnet Canopy support Kit</p>	<p>MSH51149</p>  <p>5' Hex Screw M3*12</p>	<p>MSH71032</p>  <p>4' Carbon Servo Washer 8' Hex Screw M2.5*10</p>	<p>MSH71095</p>  <p>10' Nylon Nut M2</p>
<p>MSH71083</p>  <p>10' Uniball Link 4.8mm M2.5</p>	<p>MSH71096</p>  <p>5' Nylon Nut M3</p>	<p>MSH71103</p>  <p>10' Socket Head Cap Screw M2.5x10</p>	<p>MSH71108</p>  <p>5' Hex Screw M3*6</p>	<p>MSH71109</p>  <p>5' Socket Head Cap Screw M3x8</p>	<p>MSH71110</p>  <p>10' Hex Screw M2.5*6</p>	<p>MSH71111</p>  <p>8' Hex Screw M2.5*8</p>
<p>MSH71114</p>  <p>Hex Screw M3*10</p>	<p>MSH71249</p>  <p>5' Socket Head Button Screw M3x5</p>	<p>XL52A01</p>  <p>5' Ball 4.72*7mm M2.5*3 1' Ball 4.72*21.5mm M2.5*3 3' Ball 4.72*10.5mm M2*4.8 2' Ball 4.72*4.8mm M2.5*3 1' Ball 4.72*5mm M2*4.8</p>	<p>XL52A09</p>  <p>2' 6800zz Bearing</p>	<p>XL52A10</p>  <p>2' Main Rotor Holder Bearing 8*14*4</p>	<p>XL52A11</p>  <p>4' Tail Blade Holder Bearing</p>	<p>XL52A12</p>  <p>4' MR683ZZ Bearing</p>
<p>XL52A13</p>  <p>4' MR63ZZ Bearing</p>	<p>XL52A19</p>  <p>4' Servo Horn For 520/550</p>	<p>XL52B08</p>  <p>1' Canopy Mounting Block 2' Hex Screw M2.5*8 4' Flat Head Screw M2.5*6</p>	<p>XL52B27</p>  <p>4' Canopy Grommets</p>	<p>XL52H01</p>  <p>1' Main Rotor Hub 6' Oring 7*3</p>	<p>XL52H04-2</p>  <p>1' 1:1 Swashplate Assembly</p>	
<p>XL52H03</p>  <p>2' Ball Bearing 3*7*3 1' Control Arm 1' Radius Arm 2' Spacer 3*5*0.5 2' Ball Bearing 3*6*2.5 1' Pin 3*13</p>	<p>XL52H06</p>  <p>1' Spindle 2' M5 Washer 2' Button Head Screw M5*10</p>	<p>XL52H12</p>  <p>2' Main Rotor Linkage Rod 6' Ball Link M2.5</p>	<p>XL52H13</p>  <p>6' Ball Link M2 3' Servo Rod</p>	<p>XL52H14-1</p>  <p>2' Pom damper 2' Washer 8*11*1 2' Oring 7*3</p>		

<p>XL52T07</p>  <p>1'Tail Rotor Control Arm Supp 1'Hex Screw M2.5*6 2'Button Head Screw M2.5*5</p>	<p>XL52T08</p>  <p>1'Tail Rotor Slider Control Set 2'Hex Screw M2*6 2'Tail Pitch Lever Screw M2.5*6 2'Bearing F682XZZ</p>		<p>XL52T09</p>  <p>1'Metal Tail Pitch Slider Assembly 2'Hex Screw M2*8 2'Pitch Slider Fork Bushing</p>	<p>XL52T09-2</p>  <p>2'Tail Pitch Lever Screw M2.5*6</p>	<p>XL52T10</p>  <p>1'Tail Pitch Control Arm 1'Ball 4.72mm*7 M2.5*3</p>
<p>XL55H03</p>  <p>1'Nimbus Main Shaft 1'Screw M3*16</p>	<p>XL52T11</p>  <p>2'Tail Control Link</p>	<p>XL52T13</p>  <p>1'Tail Rotor Holder 1'Ball 4.72mm*7 M2.5*3 1'Nut M3 2'Ball Bearing 4*8*3 1'Hex Screw M3*14</p>	<p>XL52T14</p>  <p>1'Tail Feathering Shaft 2'Button Head Screw M3*6 2*M3 Washer</p>	<p>XL52T15-2</p>  <p>1'Tapered End Tail Shaft 1'Flat Head Screw M3*8</p>	
<p>XL52T16</p>  <p>1'Tail Pulley 13T 1'Grub Screw M3*3</p>	<p>XL52T16-1</p>  <p>12T Tail Pulley 1'Grub Screw M3*3</p>	<p>XL52T19</p>  <p>2'Tail Thrust Bearing 2'Washer 5*8*0.5</p>	<p>XL52T21</p>  <p>1'Tail Boom</p>	<p>XL52T23</p>  <p>1'550 Tail Linkage rod</p>	<p>XL52T28-2</p>  <p>2'Nimbus 550 Damper For Tapered Tail Hub 2'Washer 4*6*0.5</p>
<p>XL55A02</p>  <p>5'Flat Head Screw M2.5*6</p>	<p>XL55A03</p>  <p>3'Servo Horn 3'ball 4.72*5mm M2.5*3</p>	<p>XL55A04</p>  <p>1'Ball Bearing 5*13*4 Flanged 1'Ball Bearing 5*13*4</p>	<p>XL55A05</p>  <p>2'PIN 3*16</p>	<p>XL55B06</p>  <p>1'Frame Space 2'Hex Screw M2.5*8 2'Flat Head Screw M2.5*6</p>	<p>XL55B07</p>  <p>1'Tail Boom Clamp 2'Hex Screw M2.5*6 1'Hex Screw M2.5*5 2'Hex Screw M3*10 2'Hex Screw M2.5*8</p>
<p>XL55B10-1</p>  <p>2'Landing Gear 4'Socket set screw M3*3</p>	<p>XL55B10-1</p>  <p>2'Landing Gear White 4'Socket set screw M3*3</p>	<p>XL55B11</p>  <p>1'Upper STD Servo Mount 6'Hex Screw M2.5*10</p>	<p>XL55B11-1</p>  <p>1'Upper Mini Servo Mount 6'Hex Screw M2.5*10</p>		

<p>XL55B12</p>  <p>11 screws</p> <p>1' Lower STD Servo Mount 6' Hex Screw M2.5'10 3' Hex Screw M3'10</p>	<p>XL55B12-1</p>  <p>11 screws</p> <p>1' Lower STD Servo Mount 6' Hex Screw M2.5'10 3' Hex Screw M3'10</p>	<p>XL55B13</p>  <p>7 screws</p> <p>1' Main Shaft Block (STD) 6' Hex Screw M2.5'8</p>	<p>XL55B13-1</p>  <p>7 screws</p> <p>1' Main Shaft Block (Mini) 6' Hex Screw M2.5'8</p>	
<p>XL55B14</p>  <p>7 screws</p> <p>1' Center plate 6' Hex Screw M3'6 2' Hex Screw M3'8</p>	<p>XL55B16-1</p>  <p>1' Rear Gyro Plate</p>	<p>XL55B17</p>  <p>1' Anti-Rotation Bracket</p>	<p>XL55B21</p>  <p>4 screws</p> <p>1' Main Gear Hub 1' Ball Bearing 15'21'4 4' Hex Screw M3'6 2' HF1012 One Way Bearing</p>	
<p>XL55B22</p>  <p>60T Front Pulley</p>	<p>x155b23</p>  <p>1' Third Bearing Block 4' Hex Screw M3'12 4' Washer 3'8'1 1' Double Row Angular Contact Bearing 10'19'7</p>	<p>XL55H02</p>  <p>2' Main Blade Grip Arm 2' Ball 4.72mm M2.5'3</p>	<p>XL55H03</p>  <p>1' Main Shaft</p>	<p>XL55NA01</p>  <p>4 screws</p> <p>1' Crank Shaft Tool 4' Hex screw M3'25</p>
<p>XL55NA02</p>  <p>3801 Double Row Angular Contact Ball Bearing</p>	<p>XL55NA03</p>  <p>1' HK0810 Roller Bearing</p>	<p>XL55NB01</p>  <p>1' Rear Carbon Frame</p>	<p>XL55NB02</p>  <p>1' Engine Mount (L) 1' Engine Mount (R) 4' Hex Screw M3'12 6' Hex Screw M3'6 4' Washer 3'8'1</p>	<p>XL55NB03</p>  <p>8 screws</p> <p>2' Tail Servo Mount 4' Hex Screw M2.5'6 4' Hex Screw M2.5'10</p>
<p>XL55NB04</p>  <p>2 screws</p> <p>1' Idler Mount 2' Button Head Screw M4'14 4' Hex Screw M2.5'6</p>	<p>XL55NB05</p>  <p>2 bearings, 1 washer, 2 front idlers</p> <p>2' Bearing 4'9'4 1' Washer 4'6'0.5 2' Front Idler</p>	<p>XL55NB06</p>  <p>2 screws</p> <p>1' Rear Fan Case Mount 2' Hex Screw M3'12 4' Hex Screw M2.5'6</p>	<p>XL55NB07</p>  <p>2 screws, 2 nuts</p> <p>2' Ball for Nimbus Quick Canopy Release 2' Canopy Support 2' M3 Nut</p>	

<p>XL55NB08</p>  <p>1' Clutch Liner</p>	<p>XL55NB09</p>  <p>1' Clutch Bell 1' 688ZZ Ball Bearing 8*16*5 1' Clutch Liner</p>	<p>XL55NB10</p>  <p>1' Lower Clutch Bell Bearing Block 7' Hex Screw M3*6 2' Flat Head Screw M2.5*6 3' Button Head Screw M3*8</p>	<p>XL55NB11</p>  <p>1' 22T Motor Pinion 1' HK0810 Roller Bearing</p>	<p>XL55NB11-1</p>  <p>1' 20T Motor Pinion 1' HK0810 Roller Bearing</p>
<p>XL55NB12</p>  <p>1' Engine Shaft</p>	<p>XL55NB14</p>  <p>1' Starter Head</p>	<p>XL55NB15</p>  <p>1' Upper Clutch Bell Bearing Block</p>	<p>XL55NB16</p>  <p>1' Front Frame For STD Servo</p>	
<p>XL55NB16-1</p>  <p>1' Front Frame For Mini Servo</p>	<p>XL55NB17</p>  <p>1' Front Fan Case Mount 2' Socket set screw 3*12 2' Hex Screw M3*6 2' Hex Screw M3*12</p>	<p>XL55NB18</p>  <p>1' Front Landing Gear Mount 4' Hex Screw M2.5*6 2' Hex Screw M3*12</p>	<p>XL55NB19</p>  <p>1' Battery Tray 4' Flat Head Screw M3*6 2' 32mm Frame Spacer</p>	
<p>XL55NB20</p>  <p>1' 32mm Frame Space 1' Front Gyro Plate 2' Flat Head Screw M3*6</p>	<p>XL55NB21</p>  <p>1' Wire Cover</p>	<p>XL55NB22</p>  <p>1' Bottom Plate</p>	<p>XL55NB23</p>  <p>1' Rear Landing Gear Mount 4' Hex Screw M2.5*6 2' Hex Screw M3*10</p>	
<p>XL55NB24</p>  <p>2' Landing Gear Pipe</p>	<p>XL55NB24-1</p>  <p>2' Landing Gear Pipe White</p>	<p>XL55NB25</p>  <p>1' 170t Main Gear</p>	<p>XL55NB26</p>  <p>2' Fuel Tank Holder</p>	

<p>XL55NB27</p>  <p>1' Fuel Tank</p>	<p>XL55NB28</p>  <p>1' Fan Case (R) 1' Fan Case (L)</p>	<p>XL55T02</p>  <p>1' Tail Case 1' Ball Bearing 5x13x4 Flanged 1' Ball Bearing 5'13'4 4' Button Head Screw M3'5 2' Hex Screw M2.5'5 1' Hex Screw M3'32</p>	<p>XL55T03</p>  <p>1' Tail Fin</p>			
<p>XL55T03-1</p>  <p>1' Tail Fin</p>	<p>XL55T04</p>  <p>1' Rear Belt Idler Pulley 2' Bearing 3'7'3 2' Spacer 3'5'8 1' Spacer 3'5'0.5</p>	<p>XL55T05</p>  <p>1' 650 Tail Boom 1' 650 Tail Linkage rod 1' 650 Belt 2' Tail Pushrod End 2' Tail Pushrod End Linkage Screw 2' Ball Link 4.75mm M2.5</p>	<p>XL55T06</p>  <p>1' 650 Tail Boom</p>			
<p>XL55T07</p> <p>1' 650 Tail Linkage rod</p>	<p>XL55T08</p>  <p>2' Tail Pushrod End 2' Tail Pushrod End Linkage Screw 2' Ball Link 4.75mm M2.5</p>	<p>XL55T09</p>  <p>1' 650 Belt</p>	<p>XL70A13</p>  <p>1' Main Frame Edge Protection</p>			
<p>XL70A16</p>  <p>2' 688ZZ Ball bearing 8'16'5</p>	<p>XL70A18</p>  <p>5' Screw M3'32</p>	<p>XL70A19</p>  <p>5' Washer 3'5'0.5</p>	<p>XL70B27-1</p>  <p>10' Hex screw M2.5'4</p>	<p>XL70H04</p>  <p>1' Double Row Angular Contact Bearing 10'19'7</p>	<p>XL70V2NA03</p>  <p>1' Nut M12'1</p>	<p>XL70NB29-1</p>  <p>1' Fuel Tank Stopper 1' Fuel Tank Nipple</p>
<p>XL70NB29-2</p>  <p>1' Fuel Tank Filter 1' Fuel Line</p>	<p>XL70V2B04-2</p>  <p>2' Release Canopy Mount 2' M6'0.5 Nut</p>	<p>XL70V2NA06</p>  <p>1' Clutch Puller 1' M8'1 Set Screw</p>	<p>XL70V2NB19</p>  <p>1' Fan</p>	<p>XL70V2NB28</p>  <p>1' Collet For Engine Shaft</p>		

NIMBUS

NITRO



W W W . X L P O W E R - R C . C O M